


RESEARCH ARTICLE

Open Access



Spatial distribution of insecticide resistant populations of *Aedes aegypti* and *Ae. albopictus* and first detection of V410L mutation in *Ae. aegypti* from Cameroon

Matthew Montgomery¹, James F. Harwood¹, Aurelie P. Yougang^{2,3}, Theodel A. Wilson-Bahun^{2,4}, Armel N. Tedjou^{2,3}, Christophe Rostand Keumeni^{2,3}, Auston Marm Kilpatrick⁵, Charles S. Wondji^{2,6} and Basile Kamgang^{2*} 

Abstract

Background: Dengue (DENV), chikungunya (CHIKV) and Zika virus (ZIKV), are mosquito-borne viruses of medical importance in most tropical and subtropical regions. Vector control, primarily through insecticides, remains the primary method to prevent their transmission. Here, we evaluated insecticide resistance profiles and identified important underlying resistance mechanisms in populations of *Aedes aegypti* and *Ae. albopictus* from six different regions in Cameroon to pesticides commonly used during military and civilian public health vector control operations.

Methods: *Aedes* mosquitoes were sampled as larvae or pupae between August 2020 and July 2021 in six locations across Cameroon and reared until the next generation, G1. *Ae. aegypti* and *Ae. albopictus* adults from G1 were tested following World Health Organization (WHO) recommendations and *Ae. aegypti* G0 adults screened with real time melting curve qPCR analyses to genotype the F1534C, V1016I and V410L *Aedes kdr* mutations. Piperonyl butoxide (PBO) assays and real time qPCR were carried out from some cytochrome p450 genes known to be involved in metabolic resistance. Statistical analyses were performed using Chi-square test and generalized linear models.

Results: Loss of susceptibility was observed to all insecticides tested. Mortality rates from tests with 0.25% permethrin varied from 24.27 to 85.89% in *Ae. aegypti* and from 17.35% to 68.08% in *Ae. albopictus*. Mortality rates for 0.03% deltamethrin were between 23.30% and 88.20% in *Ae. aegypti* and between 69.47 and 84.11% in *Ae. albopictus*. We found a moderate level of resistance against bendiocarb, with mortality rates ranging from 69.31% to 90.26% in *Ae. aegypti* and from 86.75 to 98.95% in *Ae. albopictus*. With PBO pre-exposure, we found partial or fully restored susceptibility to pyrethroids and bendiocarb. The genes *Cyp9M6F88/87* and *Cyp9J10* were overexpressed in *Ae. aegypti* populations from Douala sites resistant to permethrin and deltamethrin. *Cyp6P12* was highly expressed in alphacypermethrin and permethrin resistant *Ae. albopictus* samples. F1534C and V1016I mutations were detected in *A. aegypti* mosquitoes and for the first time V410L was reported in Cameroon.

*Correspondence: basile.kamgang@crid-cam.net; kamgang_d@yahoo.fr

² Centre for Research in Infectious Diseases, P.O. Box 13591, Yaoundé, Cameroon

Full list of author information is available at the end of the article



© The Author(s) 2022. **Open Access** This article is licensed under a Creative Commons Attribution 4.0 International License, which permits use, sharing, adaptation, distribution and reproduction in any medium or format, as long as you give appropriate credit to the original author(s) and the source, provide a link to the Creative Commons licence, and indicate if changes were made. The images or other third party material in this article are included in the article's Creative Commons licence, unless indicated otherwise in a credit line to the material. If material is not included in the article's Creative Commons licence and your intended use is not permitted by statutory regulation or exceeds the permitted use, you will need to obtain permission directly from the copyright holder. To view a copy of this licence, visit <http://creativecommons.org/licenses/by/4.0/>. The Creative Commons Public Domain Dedication waiver (<http://creativecommons.org/publicdomain/zero/1.0/>) applies to the data made available in this article, unless otherwise stated in a credit line to the data.

Conclusions: This study revealed that *Ae. aegypti* and *Ae. albopictus* are resistant to multiple insecticide classes with multiple resistance mechanisms implicated. These findings could guide insecticide use to control arbovirus vectors in Cameroon.

Keywords: Arbovirus, *Aedes aegypti*, *Aedes albopictus*, Insecticide resistance, Knock down resistance, Cytochrome P450 monooxygenases, Cameroon

Background

Aedes-borne viral diseases such as dengue, chikungunya and Zika are increasingly reported in different regions across the world, including Africa [1]. For dengue, approximately half the world's population is at risk with an estimated 100–400 million new infections reported each year [1]. Vector control remains the cornerstone to prevent and fight against transmission. Use of insecticide based-control strategies is a common approach in response to arboviral disease outbreaks in order to quickly lower vector density and ongoing transmission [2], and is often the primary strategy to mitigate the threat of dengue, chikungunya, and Zika during military operations [3]. However, the increased use of insecticides may result in the selection of mosquitoes that carry genetic traits associated with insecticide resistance. Indeed, resistance to multiple insecticides used in public health has been documented in *Aedes aegypti* and *Ae. albopictus* in different locations across the world [4].

Insecticide resistance is usually achieved through two mechanisms: increased detoxification (metabolic resistance) and target insensitivity (target site resistance). Metabolic resistance through upregulation of detoxification genes is a common resistance mechanism in *Ae. albopictus* and *Ae. aegypti*, caused primarily by three main enzyme families, the monooxygenases (cytochrome P450s), glutathione S-transferases (GSTs) and carboxylesterases (COEs) [5, 6]. Target site resistance is caused by mutations in target genes such as acetylcholinesterase (*Ace-1*), the GABA receptor, and the voltage-gated sodium channel (VGSC) causing knockdown resistance (*kdr*) [5, 6].

Knockdown resistance is one of the main target site adaptations for both pyrethroids and dichlorodiphenyltrichloroethane (DDT). In *Ae. albopictus*, the *kdr* mutation is less prevalent with only four voltage-gated sodium channel (VGSC) mutations detected affecting two codons (1532 and 1534). In *Ae. aegypti*, many *kdr* mutations have been reported [4, 7, 8]. Among these mutations, the V1016I, F1534C and V410L mutations have been extensively investigated in pyrethroid-resistant *Ae. aegypti* populations from Asia, South America and, to a lesser extent, Africa. In Cameroon F1534C and V1016I mutations have been previously reported in *Ae.*

aegypti [9, 10]. V410L is a novel *kdr* mutation, located in domain I of segment 6 of the VGSC. It was described for the first time in a pyrethroid-resistant *Ae. aegypti* laboratory strain originating from Rio de Janeiro, Brazil [7] and several years later in Africa [11]. Considering that this mutation has shown a potential to reduce the sensitivity of sodium channels to type I and II pyrethroids and to increase resistance when associated with F1534C [12], it is imperative to determine the current distribution of this mutation in natural *Ae. aegypti* populations in Cameroon. This is due to the fact that its presence can greatly impair the usefulness of a wide variety of pyrethroid insecticides, which currently constitute the major class of insecticides used in *Aedes* control [13, 14]. In addition, several cytochrome P450 genes have been found over-expressed in *Aedes* spp. populations tested in the field and demonstrating pyrethroid resistance, with evidence indicating a role in pyrethroids metabolism by *CYP9J28*, *CYP9J10*, *CYP9J26*, *Cyp9M6F88/87* and *CYP6P12* [4, 15–19].

Our goal was to quantify the insecticide resistance profile and mechanisms involved in the resistance of populations of *Ae. aegypti* and *Ae. albopictus* from six cities that span most of the 1000 km north–south extent of Cameroon. In Cameroon, *Ae. aegypti* is present across the country, while the distribution of *Ae. albopictus* is limited to the south, under 6°N [20, 21]. We selected insecticides commonly used for public health and military force health protection applications to mitigate disease threats.

Methods

Mosquito sampling and rearing

Aedes mosquitoes were sampled as larvae or pupae between August 2020 and July 2021 in six locations across Cameroon: Douala (N 04° 02' 729", E 09° 42' 142"), Maroua (N 10° 37' 284", E 14° 18' 381"), Garoua (N 09° 17' 7776", E 13° 23' 288"), Ngaoundéré (N 07° 35' 414", E 13° 57' 365"), Yaoundé (N 03° 51' 993", E 011° 27' 688"), and Kribi (N 02° 56' 862", E 09° 54' 003") (Fig. 1). Immature stages (field generation, G0) were collected from different potential larval habitats: domestic (e.g., jars, tanks), peri-domestic (e.g., used tires, discarded tanks), and natural (e.g., tree holes). In each location, larvae, or pupae from 20 positive larval habitats were collected, stored in plastic boxes, and transferred to insectary then pooled

according to the location and land use category (urban and suburban) and reared to adult stage for identification using taxonomic keys [22, 23]. Mosquitoes identified as *Ae. albopictus* or *Ae. aegypti* were blood-fed and allowed to reproduce to generation G1 for adult bioassays. Mosquito populations were maintained at insectary conditions (temperature 27 ± 2 °C; relative humidity $80\% \pm 10\%$), and females were blood fed using hemotek membranes to complete their gonotrophic cycle. Two susceptible lab strains were used for this study: Vector Control Research Unit (VCRU) strain for *Ae. albopictus* and Benin lab strain for *Ae. aegypti*.

Insecticide resistance bioassays

Bioassays were carried out according to the World Health Organization (WHO) protocol using 3–5 days old G1 generation mosquitoes. Four replicates of 20–25 females per tube were exposed to 0.03% and 0.05% deltamethrin, 0.05% alphacypermethrin, 0.1% bendiocarb, and 0.25% or 0.75% permethrin for 1 h. Mortality was recorded 24 h later; mosquitoes, alive or dead, after exposure were stored in RNA later or silica gel, respectively. Mortality rates were interpreted according to WHO recommendations: mortality rate of 98% or above indicates susceptibility, mortality rate between 90 and 97% suggests a possibility for resistance that should be confirmed with further bioassays, and mortality rate less than 90% indicates confirmed resistance [14].

Adult synergist assay with PBO

To evaluate the effectiveness of insecticide detoxification by the mosquitoes, the specific enzyme inhibitor 4% piperonyl butoxide (PBO) was evaluated to address the potential role of P450s in insecticide resistance. Female adults, 3–5 days old, were pre-exposed for one hour to PBO-impregnated papers and then immediately exposed to the selected insecticide. Mortality was scored 24 h later and compared to the results obtained with each insecticide without synergist according to the WHO standards [14].

Knockdown resistance (*kdr*) genotyping

Approximately 30 mosquitoes per city were genotyped for three different *kdr* mutations: V1016I, V410L and F1534C. Genomic DNA of 30 individual mosquitoes per population was extracted using the Livak protocol [24]. Three *kdr* mutations (F1534C, V1016I and V410L) were chosen for this study because these mutations have been described as involved in the pyrethroids resistance of *Ae. aegypti* mosquito [4, 25]. These mutations have been also reported in Africa [11, 15, 26]. Based on Moyes et al., review, F1534C and V410L are associated to insecticide resistance and V1016I is associated to insecticide

resistance when combined to other *kdr* mutations. Genotyping of the V1016I, V410L and F1534C mutations was performed by real-time melting curve quantitative PCR [27]. Each PCR reaction was performed in a 21.5 µl volume PCR tube containing 2 µl of DNA sample, 10 µl of SYBR® Green (SuperMix), and 1.25 µl of each primer. The thermocycle parameters were: 95 °C for 3 min, followed by 40 cycles of (95 °C for 20 s, 60 °C for 1 min and 72 °C for 30 s) and then a final step of 72 °C for 5 min, 95 °C for 1 min, 55 °C for 30 s and 95 °C for 30 s.

Gene expression

RNA extraction and cDNA synthesis

For this experiment three groups of mosquitoes were used: unexposed (control) to insecticide individuals from G1, exposed G1 individuals that survived resistance assays (resistant), and susceptible (laboratory susceptible strains). For each group three replicates of 10 mosquitoes per species were performed. RNA was extracted using the PicoPure RNA Isolation Kit (Arcturus® PicoPure RNA Extraction Kit Life Technologies, California, USA), following the manufacturer's recommendations. Quality and quantity of RNA obtained were assessed using a "NanoDrop Lite" spectrophotometer (Thermo Scientific Inc., Wilmington, USA) and stored at -80 °C.

Extracted RNA was used to synthesize complementary DNA (cDNA) using the Superscript III kit (Invitrogen, Carlsbad, CA, USA) according to the manufacturer's instructions. The resulting cDNA was purified using a QIAquick spin column (QIAquick PCR Purification Kit, Qiagen) and diluted 2-fold to accommodate the volumes of the reaction.

Quantitative-reverse transcriptase PCR

Candidate genes for expression analysis were chosen based on previous implications of involvement in metabolic resistance [4, 17]. Standard curve analyses were performed for each primer pair to check the specificity and efficiency of amplifications. Four cytochrome P450 candidate genes were chosen for analysis in *A. aegypti* (*Cyp9M6F88/87*, *Cyp9J28a*, *Cyp9J10*, and *Cyp9J32*) and only one in *A. albopictus* (*Cyp6P12*). The reactions were performed in a volume of 20 µl with 10 µl sybrGreen (Applied Biosystems, Texas, USA), 0.6 µl of each primer (10 µM), 7.8 µl of ddH₂O, and 1 µl of cDNA, under the following conditions: 95 °C for 3 min, followed by 40 cycles of 95 °C for 10 s and 60 °C for 10 s. The relative expression level and fold change (FC) of each candidate gene compared to susceptible strains were calculated using the $2^{-\Delta\Delta CT}$ method, integrating the efficiency of the PCR [17] after normalization with housekeeping genes: *Aaeg60sL8*, *RPF7*, *RSP7*, and tubulin. All primer

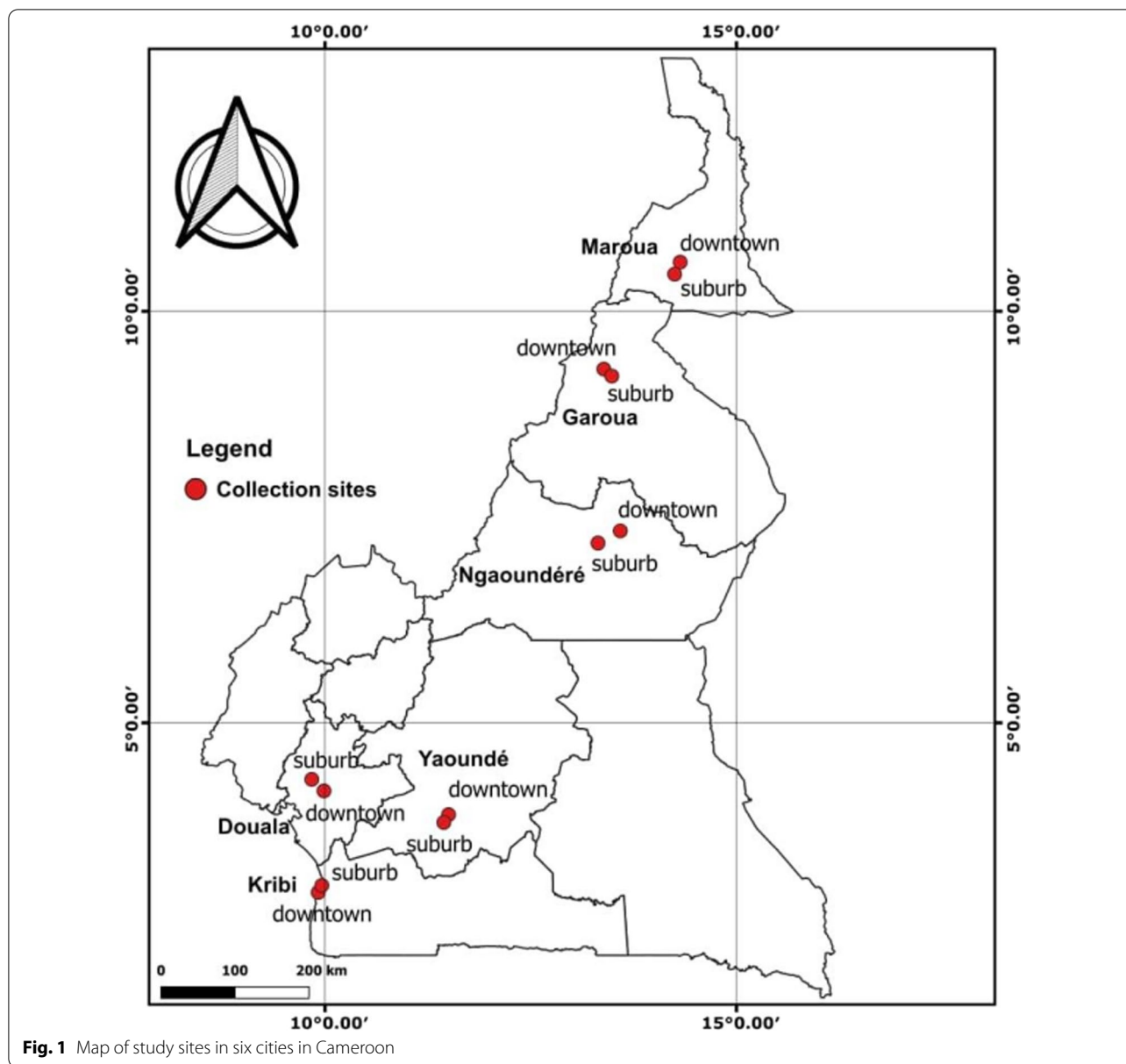


Fig. 1 Map of study sites in six cities in Cameroon

sequences and their origins are shown for *A. albopictus* and *A. aegypti* in Tables 1 and 2, respectively. The Mx Pro software integrated into the Agilent brand TaqMan machine was used (MxPro-Mx3005P v4.10, Stratagene, California, USA).

Data analysis

Comparisons of mortality rates between species and land use category were conducted using generalized linear models (GLM) with a binomial distribution and logit link function using the *lme4* package in R version 3.6.1 (R: A language and environment for statistical computing, R Foundation for Statistical Computing, Vienna, Austria).

The comparison of mortality rate after pre-exposure of mosquitoes to synergist and without pre-exposure to synergist was performed using a Chi-square test. The relative expression level and fold change (FC) of each target gene in field samples relative to the susceptible Benin (*Ae. aegypti*) or VCRU (*Ae. albopictus*) were calculated according to the $2^{-\Delta\Delta CT}$ method incorporating the PCR efficiency after normalization with the housekeeping genes. This analysis was performed using GraphPad Prism 8.0.2 (GraphPad Software, San Diego, California, USA). *P*-value < 0.05 was considered as statistically different.

Results

Insecticide resistance profile for *Aedes aegypti*

In total we tested 10 populations of *Ae. aegypti* with four insecticides (Fig. 2). Susceptibility for three pyrethroid varied among locations. To 0.25% permethrin, high resistance was observed with mortality rates ranging from 24.27% in urban Kribi to 85.89% in urban Ngaoundéré, probable resistance in urban Maroua (mortality rate of 95.43%); susceptibility in suburban Ngaoundéré, urban Garoua, suburban Garoua, and suburban Maroua (mortality rate from 97.82 to 98.80%). Remarkably, even when using 0.75% permethrin, which is triple the dose recommended for *Aedes* control, high levels of resistance were still observed. For example, the mortality rates to the 0.75% permethrin were 5.83% in urban Douala, and 40.48% in suburban Douala. For 0.03% deltamethrin, resistance was found in urban Yaoundé, urban Kribi, urban Ngaoundéré, urban and suburban Douala (mortality rates varying from 23.30% in urban Douala to 88.20% in urban Yaoundé); probable resistance in urban Maroua and susceptibility in suburban Ngaoundéré, urban Garoua, suburban Garoua, and suburban Maroua (mortality rate varying from 98.80% in suburban Maroua to 100% in suburban Ngaoundéré). Six of 10 populations tested were resistant to alphacypermethrin (urban Yaoundé, urban Kribi, urban Ngaoundéré, urban Maroua, and urban and suburban Douala); three others exhibited probable resistant (suburban Ngaoundéré, urban Garoua, and suburban Maroua) and the last one was fully susceptible (suburban Garoua). A moderate level of resistance was reported against bendiocarb with mortality rates varying from

69.31% in urban Yaoundé to 90.26% in suburban Maroua. In addition, probable resistance was detected in six populations with mortality rates ranging from 91.79% in Douala suburban to 95.50% in Ngaoundéré urban. Only the population from urban Maroua was susceptible to bendiocarb (mortality rate of 98.91%).

The best fitting model for predicting insecticide mortality in *Ae. aegypti* was a triple interaction of environment (urban or suburban), city, and insecticide (Additional file 1). On average across all cities and insecticides *A. aegypti* from urban populations had lower mortality to insecticides than those from suburban habitat ($P < 0.01$) (Fig. 3). Across all cities and environments bendiocarb caused significantly higher levels of mortality compared to alphacypermethrin ($P < 0.01$), deltamethrin ($P < 0.01$), and 0.75% permethrin ($P < 0.01$). However, these simple patterns had exceptions; in Yaoundé Bendiocarb had the lowest mortality rates and insecticide mortality was lower in suburban Garoua versus urban Garoua (Fig. 3).

Overall mortality to insecticides showed a strong latitudinal gradient, with higher mortality rates in northern cities (Fig. 3).

Insecticide resistance profile for *Aedes albopictus*

Five *Ae. albopictus* populations were tested (urban Yaoundé, suburban Yaoundé, urban Kribi, suburban Douala, and suburban Kribi). The results are presented in Fig. 4. The analysis showed that resistance or probable resistance was observed to the three pyrethroids used. All populations tested with 0.25% permethrin showed high resistance with mortality rates between 17.35% (urban

Table 1 Primer sequences for the evaluation of the level of expression of metabolic resistance genes by RT-qPCR and their origins in *Aedes albopictus*

Genes	Forward primer	Reverse primer	References
<i>Cyp6P12</i>	CGTGCGCTTTTGGGATTGAG	ATCGTCCGTGCCAAATCCTT	[17]
<i>RSP7</i>	AAGGTGCACACCTTCACGTC	CGCGCGCTCACTTATTAGAT	[17]
<i>qTubulin</i>	CCGCACTCGAGAAGGATTAC	GTGGTTCGGTTTGACTTCGT	[17]

Table 2 Primer sequences for the evaluation of the level of expression of metabolic resistance genes by RT-qPCR and their origins in *Aedes aegypti*

Genes	Forward primer	Reverse primer	References
<i>Cyp9J10</i>	ATCGGTGTTGGTGAAAGTTCTGT	CATGTCGTTGCGCATTATCCC	[46]
<i>Cyp9J28</i>	CCACTGACGTACGATGCGA	GCCGATCAGTGGACGGAGC	[17]
<i>Cyp9M6</i>	TCGGTGCACAATCCAAACAAC	GTCGGGTACGACCAACGAAA	[18]
<i>Cyp9J32</i>	CGGTCCGCTTATGACGAAGAG	TTTGTTCGCTCCGAAGAGTGG	[47]
<i>RPS3</i>	AGCGTGCCAAGTCGATGAA	GTGGCCGTGTCGACGTACT	[18]
<i>Ae60sL8</i>	CTGAAGGGAACCGTCAAGCAA	TCGGCGCAATGAACAACT	[17]

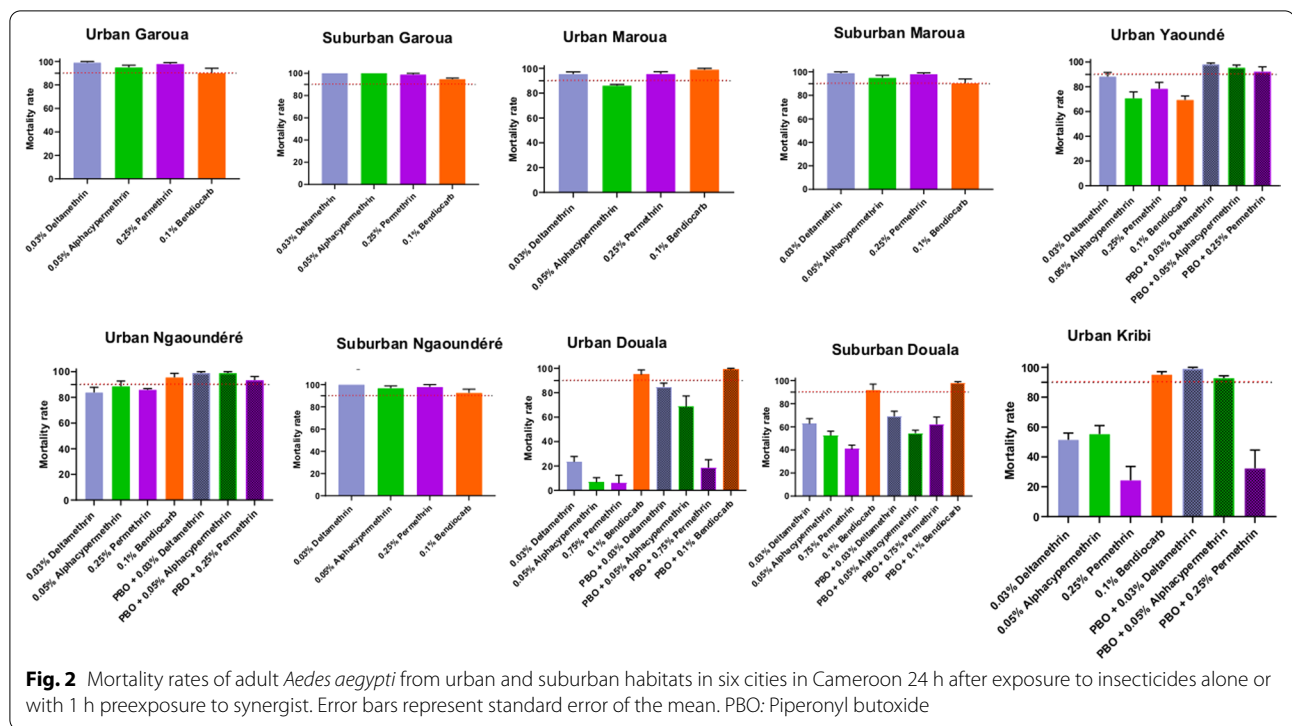


Fig. 2 Mortality rates of adult *Aedes aegypti* from urban and suburban habitats in six cities in Cameroon 24 h after exposure to insecticides alone or with 1 h preexposure to synergist. Error bars represent standard error of the mean. PBO: Piperonyl butoxide

Yaoundé) and 81.15% (suburban Douala). When the dose of permethrin was increased to 0.75%, some recovery of susceptibility was restored. In urban Yaoundé, the 0.25% permethrin mortality rate was 17.35%, but when 0.75% permethrin was used the mortality rate increased to 91.59%. Two of five populations were found resistant to deltamethrin; urban Yaoundé with mortality rate of 69.47%, and suburban Douala with mortality rate of 84.11%, whereas the three others were shown to exhibit probable resistance (suburban Yaoundé, urban Kribi, and suburban Kribi). To alphacypermethrin, resistance was observed in suburban Douala with mortality rate of 71.21%, urban Yaoundé with mortality rate of 78.63%, and suburban Yaoundé with mortality rate of 89.40%; probable resistance was found in urban Kribi with mortality rate of 92.70%, and suburban Kribi with mortality rate of 95.17%. Moderate level of resistance was reported to bendiocarb with mortality rates varying from 86.75% in suburban Kribi to 98.95% in urban Yaoundé. Environment was not a statistically significant predictor for resistance in *Ae. albopictus*.

In cities where both *Ae. albopictus* and *Ae. aegypti* occur sympatrically (Douala, Kribi, and Yaoundé) *Ae. aegypti* had significantly higher levels of resistance than *Ae. albopictus*. The overall mean mortality to the insecticides standard doses tested were 54.7% and 80.1% for *Ae. aegypti* and for *Ae. albopictus* from sympatric cities ($P < 0.02$, $\chi^2 = 6.61$, $df = 1$).

Tests with synergist PBO

A partial or full recovery of susceptibility to insecticides (permethrin, alphacypermethrin, deltamethrin and bendiocarb) was reported after PBO pre-exposure for both species (Figs. 2, 4).

For *Ae. albopictus* samples, a partial recovery of susceptibility was reported to permethrin from populations in urban Yaoundé (17.35% mortality without PBO and 82.54% after PBO exposure $P < 0.001$), suburban Douala (81.15% mortality without PBO and 99.1% after PBO exposure $P > 0.05$), and urban Kribi (68.08% mortality without PBO and 83.21% after PBO exposure $P > 0.1$). Susceptibility was partially recovered to alphacypermethrin in *Ae. albopictus* populations from urban Yaoundé (78.63% mortality without PBO and 96.36% after PBO exposure $P > 0.05$), suburban Douala (71.21% mortality without PBO and 95.94% after PBO exposure $P > 0.01$), and to bendiocarb in populations from suburban Yaoundé (88.18% mortality without PBO and 98.9% after PBO exposure $P > 0.25$). Full susceptibility recovery to deltamethrin was reported in urban Yaoundé (69.47% mortality without PBO and 100% after PBO exposure $P < 0.005$) and to alphacypermethrin in suburban Yaoundé 89.40% mortality without PBO and 100% after PBO exposure $P > 0.25$.

For *Ae. aegypti* samples, a partial recovery of susceptibility was reported to permethrin in populations from urban Yaoundé (78.32% mortality without PBO and

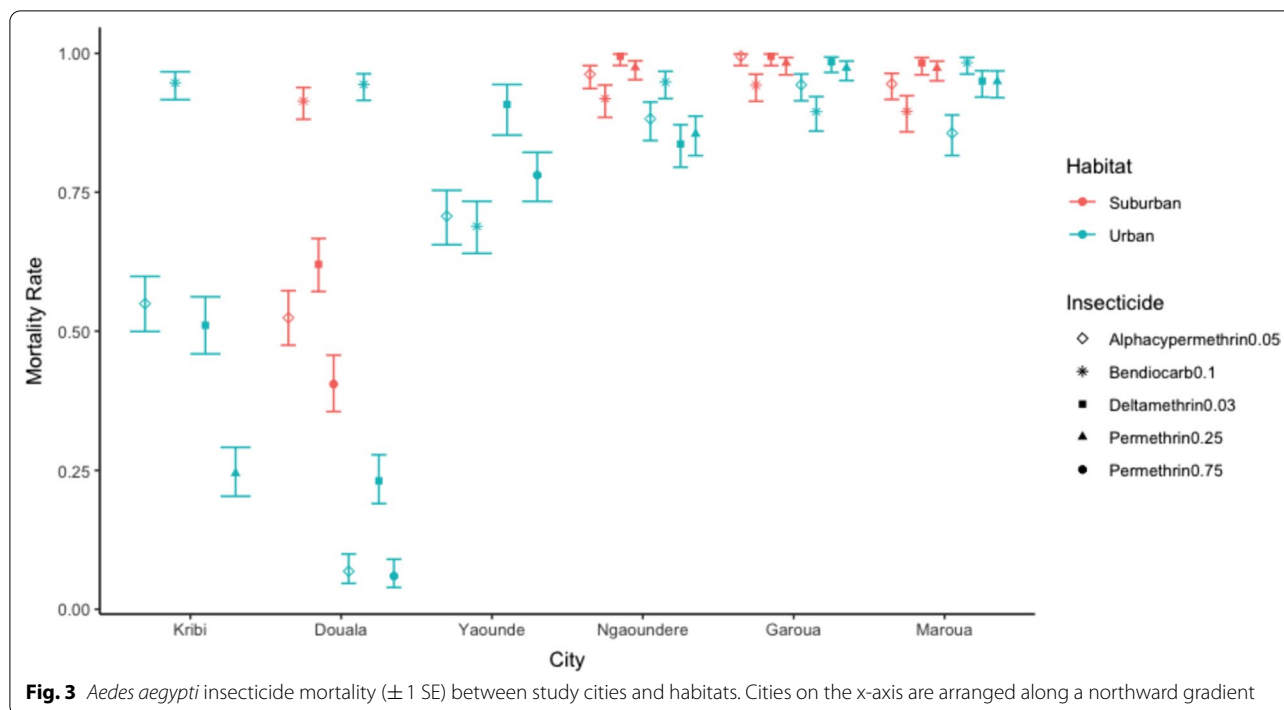


Fig. 3 *Aedes aegypti* insecticide mortality (± 1 SE) between study cities and habitats. Cities on the x-axis are arranged along a northward gradient

92.18% after PBO exposure $P > 0.1$), suburban Douala (40.48% mortality without PBO and 62.13% after PBO exposure $P < 0.01$) and urban Ngaoundéré (85.89% mortality without PBO and 93.25% after PBO exposure $P > 0.5$). Also, susceptibility was partially recovered to alphacypermethrin in *Ae. aegypti* populations from urban Yaoundé (70.71% mortality without PBO and 95.45% after PBO exposure $P > 0.01$), suburban Douala (52.27% mortality without PBO and 54.27% after PBO exposure $P > 0.75$) and urban Ngaoundéré (88.52% mortality without PBO and 98.80% after PBO exposure $P > 0.25$), to deltamethrin in populations from urban Yaoundé (88.20% mortality without PBO and 98.03% after PBO exposure $P > 0.25$), suburban Douala (62.52% mortality without PBO and 68.83% after PBO exposure $P > 0.25$) and urban Ngaoundéré (83.77% mortality without PBO and 98.86% after PBO exposure $P > 0.1$), and to bendiocarb in populations from suburban Douala (91.61% mortality without PBO and 97.79% after PBO exposure $P > 0.5$).

Gene expression

Using qPCR, expression of four cytP450 genes were quantified in *Ae. aegypti* (*Cyp9M6F88/87*, *Cyp9J28a*, *Cyp9J10*, and *Cyp9J32*). Among them, two were significantly overexpressed in field populations compared to a susceptible lab strain (Fig. 5). *Cyp9M6F88/87* was overexpressed in urban Douala sample resistant to permethrin [(fold change (FC) = 2.54 ± 0.90 , $P = 0.016$)] and suburban Douala samples resistant to deltamethrin

(FC = 5.49 ± 1.64 , $P = 0.003$); and *Cyp9J10* was overexpressed in suburban Douala (FC = 3.16 ± 0.40 , $P = 0.013$).

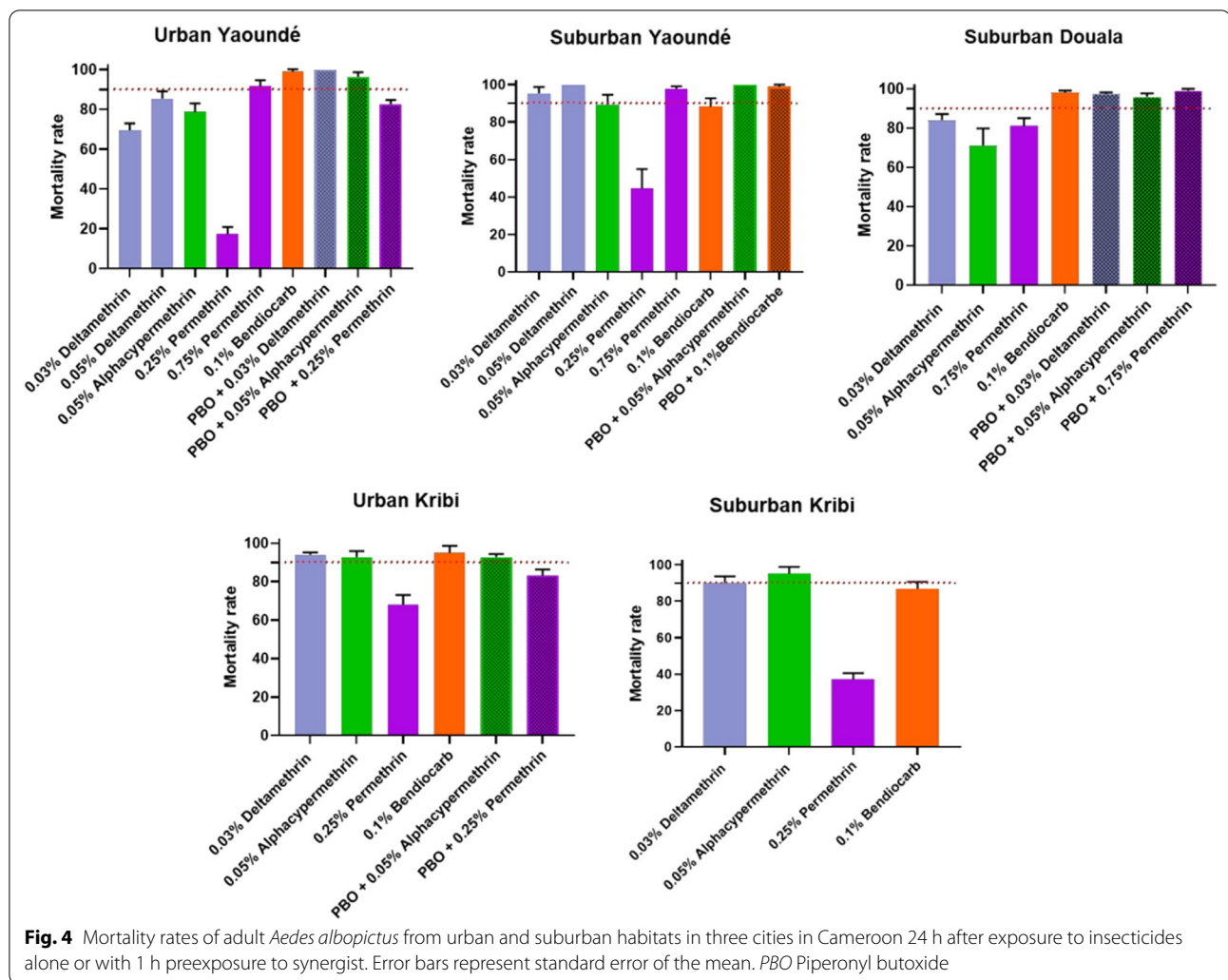
Only one gene (*Cyp6P12*) was assessed in *Ae. albopictus* populations. This gene was significantly more expressed in urban Douala samples resistant to permethrin, compared to a lab susceptible strain (FC = 5.54 ± 0.73 , $P = 0.001$) and in urban Yaoundé samples resistant to alphacypermethrin (FC = 2.48 ± 0.57 , $P = 0.034$). However, in urban Douala samples resistant to deltamethrin, *Cyp6P12* expression was not significantly different compared to susceptible strain (Fig. 6).

Knockdown resistance (*kdr*) genotyping in *Ae. aegypti*

In this study, three *kdr* mutations were genotyped: V1016I, F1534C and V410L. The results are given in Tables 3, 4 and 5.

For V1016I *kdr* genotyping, 296 samples were examined in total. Among them, 227 (76.69%) were susceptible (1016 V/V), 59 (19.93%) were heterozygote resistant (1016 V/I), and 10 (3.38%) were homozygote resistant (1016I/I). The allele frequencies were 86.66% and 13.34% for alleles V and I respectively.

We examined 296 samples for F1534C genotyping. Among them, 170 (57.43%) were susceptible (1534F/F), 18 (6.08%) were heterozygote resistant (1534F/C), and 108 (36.49.05%) were homozygote resistant (1534C/C). The allele frequencies were 60.47% and 39.53% for alleles



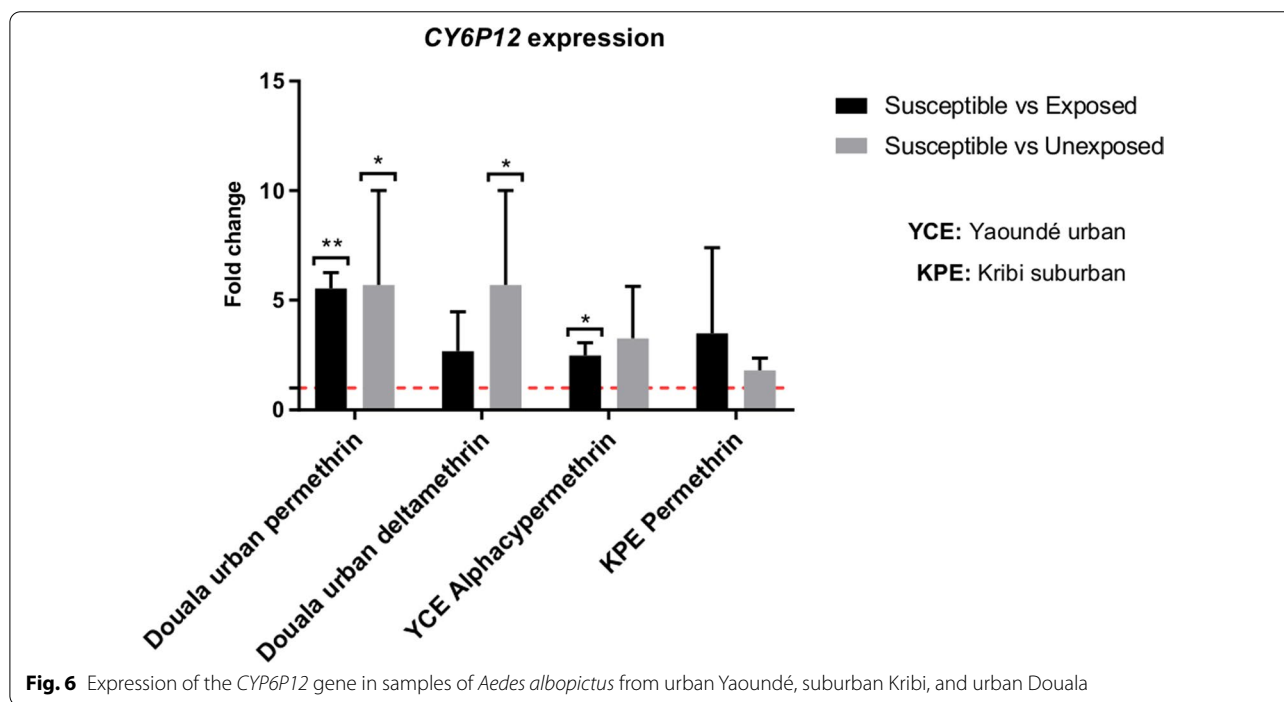
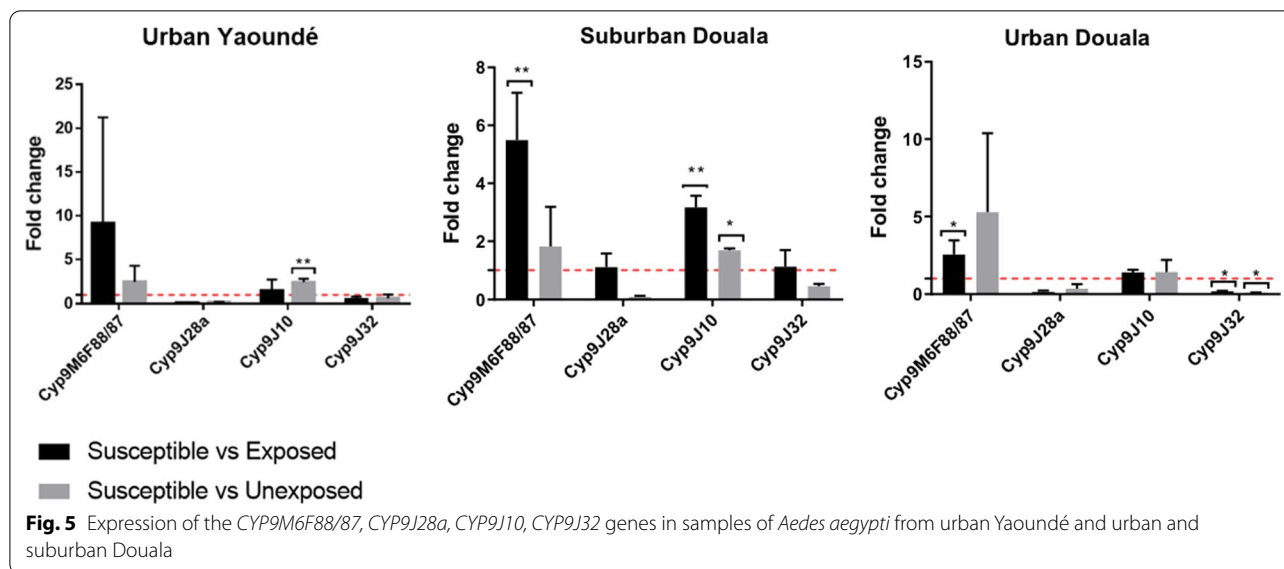
F and C, respectively. C allele frequency had increased from levels first found in 2017 in 5 of the studied cities (Fig. 7).

We genotyped 299 samples for V410L *kdr* and 212 of samples (70.91%) were susceptible (410 V/V), 59 (19.73%) were heterozygote resistant (410 V/I), and 28 (9.36%) were homozygote resistant (410I/I). The allele frequencies were 80.77% and 19.23% for alleles V and L, respectively.

Discussion

The aim of this study was to evaluate insecticides resistance profiles of *Ae. albopictus* and *Ae. aegypti* collected in several locations in Cameroon and explore the potential mechanisms. Analyses revealed resistance to all four insecticides tested (deltamethrin, alphacypermethrin, permethrin, and bendiocarb) for both *Aedes* species. While the loss of susceptibility to these insecticides in *Aedes* was previously reported in some locations in

Cameroon [10, 28, 29] and outside Africa [30–33], this study expanded the spatial scale of insecticide resistance assessment in Cameroon while simultaneously comparing two species. The cause of resistance to insecticides in both *Ae. aegypti* and *Ae. albopictus* remains unclear as the use of insecticides against *Aedes* is scarce in African countries [10, 15, 30]. Nonetheless alleles, such as F1534C, that confer insecticide resistance continue to increase in frequency over time indicating selective pressure towards greater insecticide resistance. Given that the source of selective pressure for resistance is unknown, a return to susceptibility seems improbable [15] and could have operational consequences. The reduced susceptibility to the pyrethroids tested may pose a serious threat to future vector control programs, because pyrethroids are recommended for the control of adult *Aedes* mosquitoes, especially in case of disease outbreaks [34], and are commonly used in insecticide treated nets and uniforms.



Aedes aegypti populations from the northern part of Cameroon were more susceptible to pyrethroids than those from the southern part. This suggests that resistance to this insecticide family has not yet spread throughout the entire country and these insecticides are still effective in controlling *Aedes* in some locations of Cameroon. Previous studies on *Anopheles* in Cameroon showed the same latitudinal gradient to resistance distribution [35]. Climate is a potential contributing

mechanism; while the relationship between insecticide resistance and climate for *Aedes* mosquitoes is largely unexplored, solar radiation and humidity were the highest-ranked predictor variable for resistance levels in Cameroonian *Anopheles* [35]. As with our study, *Anopheles* mosquitoes from wet tropical areas generally had higher levels of resistance than those from dry arid climates.

Table 3 1016 genotype numbers and the allelic frequency of the Isoleucine (I) mutation of *Aedes aegypti*

Location	V1016 genotypes			VV + VI + II	Allelic frequencies	
	VV	VI	II		V	I
Urban Douala	21	6	0	27	0.89	0.1
Suburban Douala	22	8	0	30	0.87	0.13
Urban Yaoundé	27	2	1	30	0.93	0.07
Urban Maroua	13	14	2	29	0.69	0.31
Suburban Maroua	30	0	0	30	1	0
Urban Garoua	22	8	0	30	0.87	0.13
Suburban Garoua	27	2	1	30	0.93	0.07
Urban Ngaoundéré	21	8	1	30	0.83	0.17
Suburban Ngaoundéré	30	0	0	30	1	0
Urban Kribi	14	11	5	30	0.65	0.35
Total	227	59	10	296	0.87	0.13

V: Valine; I: isoleucine; VV: absence of the V1016I mutation; VI: presence of the V1016I mutation with 2 alleles: one resistant, allele I and another susceptible V allele; II: presence of the V1016I mutation with the 2 resistant alleles

Table 4 1534 genotype numbers and the allelic frequency of the Cysteine (C) mutation of *Aedes aegypti*

Location	F1534 genotypes			FF + FC + CC	Allelic frequencies	
	FF	FC	CC		F	C
Urban Douala	0	3	26	29	0.05	0.95
Suburban Douala	1	5	24	30	0.12	0.88
Urban Yaoundé	27	2	1	30	0.93	0.07
Urban Maroua	8	1	19	28	0.30	0.70
Suburban Maroua	30	0	0	30	1	0
Urban Garoua	30	0	0	30	1	0
Suburban Garoua	26	2	1	29	0.93	0.07
Urban Ngaoundéré	18	5	7	30	0.68	0.32
Suburban Ngaoundéré	30	0	0	30	1	0
Urban Kribi	0	0	30	30	0	1
Total	170	18	108	296	0.60	0.40

F: phenylalanine; C: cysteine; FF: absence of the F1534C mutation; FC: presence of the F1534C mutation with 2 alleles: one resistant, allele C and another susceptible F allele; CC: presence of the F1534C mutation with the 2 resistant alleles

Pyrethroid resistance was more frequent in urban settings, which mirrors patterns in *Anopheles* mosquitoes in Cameroon [36]. This may be the result of a more intensive use of insecticide treated nets (ITN) and household insecticide (e.g., mosquito coils) usage in urban settings. However, both *Ae. aegypti* and *Ae. albopictus* feed primarily outdoors and during daylight in Cameroon and are thus unlikely to encounter ITNs [37, 38]. Land use could also affect resistance by determining the availability of larval habitat types since *Ae. aegypti* insecticide resistance levels can vary between larvae that developed in tires versus water containers [15].

With pre-exposure to PBO, partial or full recovery of susceptibility to all insecticides tested in *Ae. aegypti* and *Ae. albopictus* was observed. Similar results have been

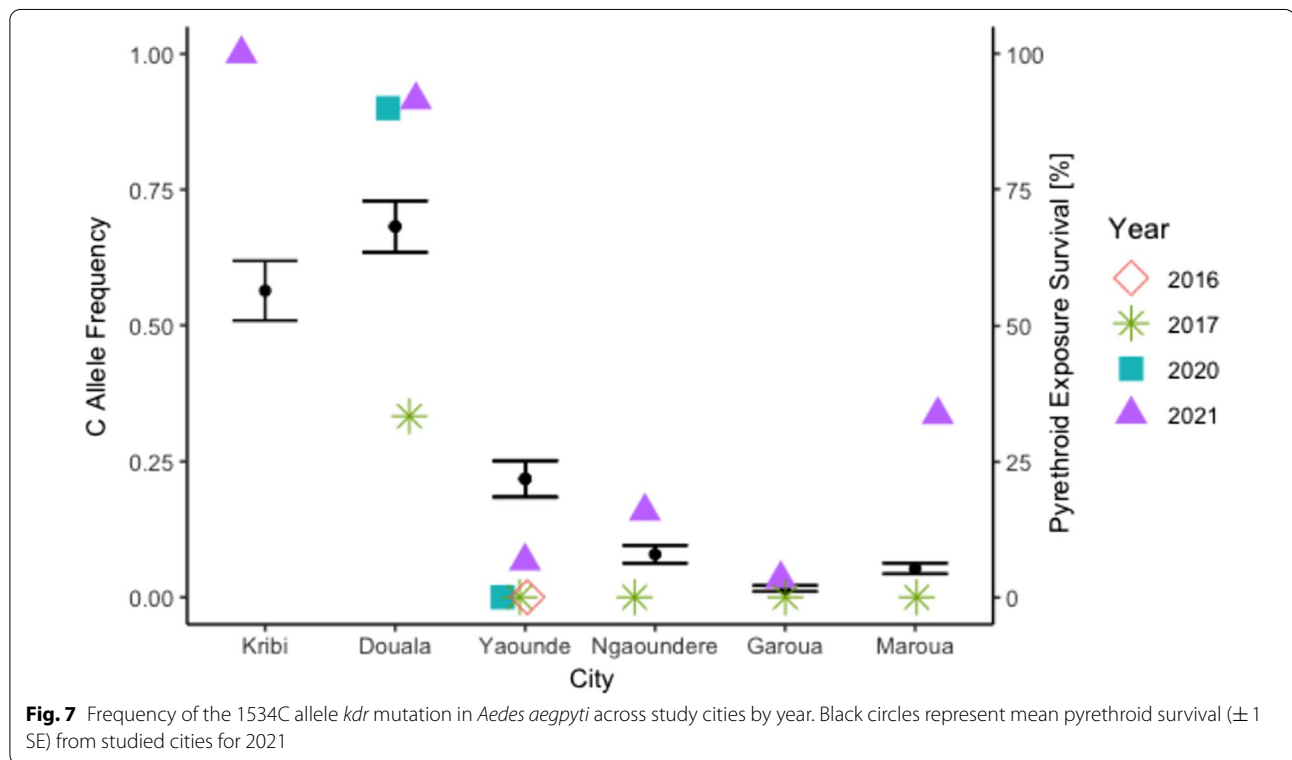
seen in several other African countries [10, 15, 28, 29, 33], as well as outside Africa [16, 17]. These findings suggested the important role played by P450 genes in the resistance to pyrethroids (deltamethrin, alphacypermethrin, and permethrin) and carbamates (bendiocarb). These observations were confirmed by the overexpression of genes such as *Cyp9M6F88/87* and *Cyp9J10* in some *Ae. aegypti* populations and *Cyp6P12* in *Ae. albopictus* populations in Cameroon. The implication of these genes in metabolic resistance were previously demonstrated [16–19, 39].

Three possible *kdr* mutations were genotyped in this study: F1534C, V1016I, and V410L, which are involved in pyrethroids resistance in *Aedes* mosquito [11, 40–42]. These three *kdr* mutations have been previously

Table 5 410 genotype numbers and the allelic frequency of the Leucine (L) mutation of *Aedes aegypti*

Location	V410 genotypes			VV + VL + LL	Allelic frequencies	
	VV	VL	LL		V	L
Urban Douala	22	7	1	30	0.85	0.15
Suburban Douala	23	7	0	30	0.88	0.12
Urban Yaoundé	27	2	1	30	0.93	0.07
Urban Maroua	14	15	1	30	0.72	0.28
Suburban Maroua	30	0	0	30	1	0
Urban Garoua	22	8	0	30	0.87	0.13
Suburban Garoua	26	2	1	29	0.93	0.07
Urban Ngaoundéré	1	9	20	30	0.18	0.82
Suburban Ngaoundéré	30	0	0	30	1	0
Urban Kribi	17	9	4	30	0.72	0.28
Total	212	59	28	299	0.81	0.19

V: valine; L: leucine; VV: absence of the V410L mutation; VL: presence of the V410L mutation with 2 alleles: one resistant, allele L and another susceptible V allele; LL: presence of the V410L mutation with the 2 resistant alleles



reported in Africa [15, 42–44], but only F1534C and V1016I were found previously in Cameroon [9, 10]. This study revealed for the first time the presence of a V410L mutation in *Ae. aegypti* in Cameroon. This mutation was first reported in 2017 in Brazil [7], and its first evidence in Africa was in 2020 in Angola [11]. V410L, alone confers low levels of resistance to insecticides, but when it co-occurs with V1016I or F1534C it yields higher levels

of resistance [7, 11]. The frequency of V410L was moderate compared to frequencies in Angola, supporting the hypothesis of a novel introduction of this mutation. The F1534C and V1016I *kdr* mutations are common in *Ae. aegypti* and have a worldwide distribution [4]. V1016I and V410L have a moderate frequency, while F1534C has a high frequency and has increased in *Ae. aegypti* populations across Cameroon since the mutation was first

observed there in 2017. This result supports the observation made previously in Cameroon suggesting an introduction and a gradual spread of the F1534C mutation in the country [10]. Broadly, the detection of *kdr* mutations are more frequent in Africa than was observed in the past [45]. Faced with their involvement in pyrethroid resistance, these three *kdr* mutations could have an impact on vector control measures.

The main limitation of the study is that we did not assess whether there is an association between the phenotypic resistance observed and the *kdr* mutations detected.

Conclusions

Our study revealed the loss of susceptibility to four insecticides: deltamethrin, alphacypermethrin, permethrin, and bendiocarb, for both *Ae. aegypti* and *Ae. albopictus*. These insecticides are most likely to be used for mosquito control in outbreak responses and for reducing disease risk to deployed military personnel, and this study suggests these mitigation strategies will have limited efficacy. The level of loss of susceptibility varied according to the city, land use class, and species. Our results showed that several mechanisms are involved in resistance, and this can impact the strategies of *Aedes* control in Cameroon including the first detection of the V410L mutation in Cameroon. Further investigations including testing novel insecticides are needed to help to put in place effective strategies to control arbovirus vectors in Cameroon.

Abbreviations

DNA: Deoxyribonucleic acid; *kdr*: Knockdown resistance; RNA: Ribonucleic acid; PBO: Piperonyl butoxide; PCR: Polymerase chain reaction; VGSC: Voltage-gated sodium channel; WHO: World Health Organization.

Supplementary Information

The online version contains supplementary material available at <https://doi.org/10.1186/s40249-022-01013-8>.

Additional file 1. Logistic regression of *Aedes aegypti* mortality to insecticides across cities and habitat types. Suburban habitat, city of Douala, and Bendiocarb were reference levels.

Acknowledgements

We would like to thank the residents living around the different collection sites and the garage owners for their cooperation during the field work. Some authors are military service members of the U.S. Government. This work was prepared as part of their official duties. Title 17, U.S.C. §105 provides that copyright protection under this title is not available for any work of the U.S. Government. Title 17, U.S.C. §101 defines a U.S. Government work as work prepared by a military service member or employee of the U.S. Government as part of that person's official duties. The views expressed in this article are those of the authors and do not necessarily reflect the official policy or position of the Department of the Navy, Department of Defense, nor the U.S. Government.

Author contributions

BK, CSW, JH, and MM conceived and designed the experiments. APY, BK, TAWB, CRK and ANT participated in mosquito collections. APY, CRK and TAWB performed the bioassays. APY, CRK, MM, and TAWB carried out the data analyses. APY, CRK, TAWB conducted the molecular analyses. APY, MM, JFH, AMK, BK and CSW wrote the paper. All authors read and approved the final manuscript.

Funding

This work was supported by a Grant provided by the Armed Forces Health Surveillance Division, Global Emerging Infections Surveillance Branch (GEIS), ProMIS ID P0076_20_EC funded in FY 2020 and ProMIS ID P0042_21_N3 funded in FY 2021.

Availability of data and materials

All the relevant data generated during this study are included in the manuscript.

Declarations

Ethics approval and consent to participate

An oral consent form was obtained from the head or representative of each household or garage owner prior to collect the mosquito larvae.

Consent for publication

Not applicable.

Competing interests

The authors declare that they have no competing interests.

Author details

¹U.S. Naval Medical Research Unit No. 3, Naval Air Station Sigonella, Italy. ²Centre for Research in Infectious Diseases, P.O. Box 13591, Yaoundé, Cameroon. ³Parasitology and Ecology Laboratory, Department of Animal Biology and Physiology, Faculty of Science, University of Yaoundé 1, P.O. Box 812, Yaoundé, Cameroon. ⁴Laboratory of Vertebrate and Invertebrate Bioecology, Faculty of Science and Technology, Marien-Ngouabi University, Brazzaville, Congo. ⁵Ecology and Evolutionary Biology Department, University of California, Santa Cruz, USA. ⁶Vector Biology Department, Liverpool School of Tropical Medicine, London, UK.

Received: 3 June 2022 Accepted: 4 August 2022

Published online: 17 August 2022

References

- Bhatt S, Gething PW, Brady OJ, Messina JP, Farlow AW, Moyes CL, et al. The global distribution and burden of dengue. *Nature*. 2013;496:504–7.
- Wilson AL, Courtenay O, Kelly-Hope LA, Scott TW, Takken W, Torr SJ, et al. The importance of vector control for the control and elimination of vector-borne diseases. *PLoS Negl Trop Dis*. 2020;14: e0007831.
- Harwood JF, Farooq M, Richardson AG, Doud CW, Putnam JL, Szumlas DE, et al. Exploring new thermal fog and ultra-low volume technologies to improve indoor control of the dengue vector, *Aedes aegypti* (Diptera: Culicidae). *J Med Entomol*. 2014;51:845–54.
- Moyes CL, Vontas J, Martins AJ, Ng LC, Koo SY, Dufour I, et al. Contemporary status of insecticide resistance in the major *Aedes* vectors of arboviruses infecting humans. *PLoS Negl Trop Dis*. 2017;11: e0005625.
- Hemingway J, Hawkes NJ, McCarroll L, Ranson H. The molecular basis of insecticide resistance in mosquitoes. *Ins Biochem Mol Biol*. 2004;34:653–65.
- Perry T, Batterham P, Daborn PJ. The biology of insecticidal activity and resistance. *Ins Biochem Mol Biol*. 2011;41:411–22.
- Haddi K, Tomé HV, Du Y, Valbon WR, Nomura Y, Martins GF, et al. Detection of a new pyrethroid resistance mutation (V410L) in the sodium channel of *Aedes aegypti*: a potential challenge for mosquito control. *Sci Rep*. 2017;7:46549.
- Kosinski K, Lee Y, Romero-Weaver A, Chen T-Y, Collier T, Wang X, et al. Two novel single nucleotide polymorphisms in the voltage-gated sodium

- channel gene identified in *Aedes aegypti* mosquitoes from Florida. *J Fl Mosq Control Assoc.* 2022;69:8.
9. Djiappi-Tchamen B, Nana-Ndjangwo MS, Mavridis K, Talipouo A, Nchoutpouen E, Makoudjou I, et al. Analyses of Insecticide Resistance Genes in *Aedes aegypti* and *Aedes albopictus* Mosquito Populations from Cameroon. *Genes.* 2021;12:828.
 10. Yougang AP, Kamgang B, Bahun TAW, Tedjou AN, Nguiffo-Nguete D, Njikou F, et al. First detection of F1534C knockdown resistance mutation in *Aedes aegypti* (Diptera: Culicidae) from Cameroon. *Inf Dis Poverty.* 2020;9:1–12.
 11. Ayres CF, Seixas G, Borrego S, Marques C, Monteiro I, Marques CS, et al. The V410L knockdown resistance mutation occurs in island and continental populations of *Aedes aegypti* in West and Central Africa. *PLoS Negl Trop Dis.* 2020;14: e0008216.
 12. Saavedra-Rodriguez K, Maloof FV, Campbell CL, Garcia-Rejon J, Lenhart A, Penilla P, et al. Parallel evolution of vgsc mutations at domains IS6, IIS6 and IIIS6 in pyrethroid resistant *Aedes aegypti* from Mexico. *Sci Rep.* 2018;8:6747.
 13. Macoris Mde L, Andrighetti MT, Wanderley DM, Ribolla PE. Impact of insecticide resistance on the field control of *Aedes aegypti* in the State of Sao Paulo. *Rev Soc Bras Med Trop.* 2014;47:573–8.
 14. WHO: Entomological surveillance for *Aedes* spp. in the context of Zika virus: interim guidance for entomologists. World Health Organization. 2016. <https://apps.who.int/iris/handle/10665/204624>. Accessed 21 Sept 2021.
 15. Badolo A, Sombié A, Pignatelli PM, Sanon A, Yaméogo F, Wangrawa DW, et al. Insecticide resistance levels and mechanisms in *Aedes aegypti* populations in and around Ouagadougou. *Burkina Faso PLoS Negl Trop Dis.* 2019;13: e0007439.
 16. Ishak IH, Kamgang B, Ibrahim SS, Riveron JM, Irving H, Wondji CS. Pyrethroid resistance in Malaysian populations of dengue vector *Aedes aegypti* is mediated by CYP9 family of cytochrome P450 genes. *PLoS Negl Trop Dis.* 2017;11: e0005302.
 17. Ishak IH, Riveron JM, Ibrahim SS, Stott R, Longbottom J, Irving H, et al. The Cytochrome P450 gene CYP6P12 confers pyrethroid resistance in kdr-free Malaysian populations of the dengue vector *Aedes albopictus*. *Sci Rep.* 2016;6:24707.
 18. Kasai S, Komagata O, Itokawa K, Shono T, Ng LC, Kobayashi M, et al. Mechanisms of pyrethroid resistance in the dengue mosquito vector, *Aedes aegypti*: target site insensitivity, penetration, and metabolism. *PLoS Negl Trop Dis.* 2014;8: e2948.
 19. Smith LB, Tyagi R, Kasai S, Scott JG. CYP-mediated permethrin resistance in *Aedes aegypti* and evidence for trans-regulation. *PLoS Negl Trop Dis.* 2018;12: e0006933.
 20. Kamgang B, Happi JY, Boisier P, Njikou F, Herve JP, Simard F, Paupy C. Geographic and ecological distribution of the dengue and chikungunya virus vectors *Aedes aegypti* and *Aedes albopictus* in three major Cameroonian towns. *Med Vet Entomol.* 2010;24:132–41.
 21. Tedjou AN, Kamgang B, Yougang AP, Njikou F, Wondji CS. Update on the geographical distribution and prevalence of *Aedes aegypti* and *Aedes albopictus* (Diptera: Culicidae), two major arbovirus vectors in Cameroon. *PLoS Negl Trop Dis.* 2019;13: e0007137.
 22. Edwards FW. Mosquitoes of the Ethiopian Region. Hl.-Culicine Adults and Pupae. London, British Museum (Natural History); 1941.
 23. Jupp PG. Mosquitoes of southern Africa: Culicinae and Toxorhynchitinae. Hartebeespoort: Ekogilde Publishers; 1996.
 24. Livak KJ. Organization and mapping of a sequence on the *Drosophila melanogaster* X and Y chromosomes that is transcribed during spermatogenesis. *Genetics.* 1984;107:611–34.
 25. Saavedra-Rodriguez K, Urdaneta-Marquez L, Rajatileka S, Moulton M, Flores A, Fernandez-Salas I, et al. A mutation in the voltage-gated sodium channel gene associated with pyrethroid resistance in Latin American *Aedes aegypti*. *Ins Mol Biol.* 2007;16:785–98.
 26. Smith LB, Kasai S, Scott JG. Pyrethroid resistance in *Aedes aegypti* and *Aedes albopictus*: Important mosquito vectors of human diseases. *Pestic Biochem Physiol.* 2016;133:1–12.
 27. Schmittgen TD, Livak KJ. Analyzing real-time PCR data by the comparative C T method. *Nat Protoc.* 2008;3:1101.
 28. Kamgang B, Yougang AP, Tchoupo M, Riveron JM, Wondji C. Temporal distribution and insecticide resistance profile of two major arbovirus vectors *Aedes aegypti* and *Aedes albopictus* in Yaoundé, the capital city of Cameroon. *Parasit Vectors.* 2017;10:469.
 29. Yougang AP, Kamgang B, Tedjou AN, Wilson-Bahun TA, Njikou F, Wondji CS. Nationwide profiling of insecticide resistance in *Aedes albopictus* (Diptera: Culicidae) in Cameroon. *PLoS ONE.* 2020;15: e0234572.
 30. Das M, Dutta P. Status of insecticide resistance and detoxifying enzyme activity of *Aedes albopictus* population in Sonitpur district of Assam. *India Int J Mosq Res.* 2014;1:35–41.
 31. Ishak IH, Jaal Z, Ranson H, Wondji CS. Contrasting patterns of insecticide resistance and knockdown resistance (kdr) in the dengue vectors *Aedes aegypti* and *Aedes albopictus* from Malaysia. *Parasit Vectors.* 2015;8:181.
 32. Marcombe S, Fustec B, Cattel J, Chonephetsarath S, Thammavong P, Phommavanh N, et al. Distribution of insecticide resistance and mechanisms involved in the arbovirus vector *Aedes aegypti* in Laos and implication for vector control. *PLoS Negl Trop Dis.* 2019;13:12.
 33. Kamgang B, Wilson-Bahun TA, Yougang AP, Lenga A, Wondji CS. Contrasting resistance patterns to type I and II pyrethroids in two major arbovirus vectors *Aedes aegypti* and *Aedes albopictus* in the Republic of the Congo. *Central Africa Inf Dis Poverty.* 2020;9:1–10.
 34. WHO: Pesticides and their application: for the control of vectors and pests of public health importance. 6th ed. World Health Organization. 2006. <https://apps.who.int/iris/handle/10665/69223>. Accessed 18 Sept 2020.
 35. Hancock PA, Lynd A, Wiebe A, Devine M, Essandoh J, Watsenga F, et al. Modelling spatiotemporal trends in the frequency of genetic mutations conferring insecticide target-site resistance in African mosquito malaria vector species. *BMC Biol.* 2022;20:1–17.
 36. Mandeng SE, Awono-Ambene HP, Bigoga JD, Ekoko WE, Binyang J, Piameu M, et al. Spatial and temporal development of deltamethrin resistance in malaria vectors of the *Anopheles gambiae* complex from North Cameroon. *PLoS ONE.* 2019;14: e0212024.
 37. Egid BR, Coulibaly M, Dadzie SK, Kamgang B, McCall PJ, Sedda L, et al. Review of the ecology and behaviour of *Aedes aegypti* and *Aedes albopictus* in Western Africa and implications for vector control. *Curr Res Parasitol Vector Borne Dis.* 2022;2: 100074.
 38. Kamgang B, Nchoutpouen E, Simard F, Paupy C. Notes on the blood-feeding behavior of *Aedes albopictus* (Diptera: Culicidae) in Cameroon. *Parasit Vectors.* 2012;5:57.
 39. Rault LC, O'Neal ST, Johnson EJ, Anderson TD. Association of age, sex, and pyrethroid resistance status on survival and cytochrome P450 gene expression in *Aedes aegypti* (L.). *Pestic Biochem Physiol.* 2019;156:96–104.
 40. Kasai S, Ng LC, Lam-Phua SG, Tang CS, Itokawa K, Komagata O, et al. First detection of a putative knockdown resistance gene in major mosquito vector. *Aedes albopictus* Japanese *J Infect Dis.* 2011;64:217–21.
 41. Kawada H, Higa Y, Futami K, Muranami Y, Kawashima E, Osei JH, et al. Discovery of point mutations in the voltage-gated sodium channel from African *Aedes aegypti* populations: potential phylogenetic reasons for gene introgression. *PLoS Negl Trop Dis.* 2016;10: e0004780.
 42. Sombié A, Saiki E, Yaméogo F, Sakurai T, Shirozu T, Fukumoto S, et al. High frequencies of F1534C and V1016I kdr mutations and association with pyrethroid resistance in *Aedes aegypti* from Somgandé (Ouagadougou). *Burkina Faso Trop Med Health.* 2019;47:2.
 43. Konan LY, Oumbouke WA, Silué UG, Coulibaly IZ, Ziogba J-C, Guessan RK, et al. Insecticide Resistance Patterns and Mechanisms in *Aedes aegypti* (Diptera: Culicidae) Populations Across Abidjan, Côte d'Ivoire Reveal Emergent Pyrethroid Resistance. *J Med Entomol.* 2021;58:1808–1816.
 44. Kudom AA. Entomological surveillance to assess potential outbreak of *Aedes*-borne arboviruses and insecticide resistance status of *Aedes aegypti* from Cape Coast. *Ghana Acta Trop.* 2020;202: 105257.
 45. Weetman D, Kamgang B, Badolo A, Moyes CL, Shearer FM, Coulibaly M, et al. *Aedes* mosquitoes and *Aedes*-borne arboviruses in Africa: current and future threats. *Int J Environ Res Public Health.* 2018;15:220.
 46. Bariami V, Jones CM, Poupardin R, Vontas J, Ranson H. Gene amplification, ABC transporters and cytochrome P450s: unraveling the molecular basis of pyrethroid resistance in the dengue vector. *Aedes aegypti* *PLoS Negl Trop Dis.* 2012;6: e1692.
 47. Seixas G, Grigoraki L, Weetman D, Vicente JL, Silva AC, Pinto J, et al. Insecticide resistance is mediated by multiple mechanisms in recently introduced *Aedes aegypti* from Madeira Island (Portugal). *PLoS Negl Trop Dis.* 2017;11: e0005799.