

REVIEW

Open Access



Effects of vaccine registration on disease prophylaxis: a systematic review

Suelia de Siqueira Rodrigues Fleury Rosa^{1,3*}, Ana Karoline Almeida da Silva⁷, Carolina Ramos dos Santos¹, Mayla dos Santos Silva³, Ana Luísa Pereira Perillo⁴, Arthur Faria Mendonça⁵, Mario Fabrício Fleury Rosa¹, Thatiane Lima Sampaio⁶, Marcella Lemos Brettas Carneiro¹, José Carlos Tatmatsu Rocha^{1,2}, Antônio Piratelli-Filho³ and Allisson Lopes de Oliveira^{3,6}

*Correspondence:
suelia@unb.br

¹ Biomedical Engineering Program at Faculty of Gama, University of Brasília, Brasília, DF, Brazil

² Center for Research and Technological Innovations in Human Rehabilitation – INOVAFISIO, University Federal of Ceará, Fortaleza, Ceará, Brazil

³ Mechatronic Systems Program, at Mechanical Engineering Department, University of Brasília, Brasília, DF, Brazil

⁴ University Center of Mineiros, Goiânia, GO, Brazil

⁵ University of Rio Verde, Goiânia, GO, Brazil

⁶ Federal Institute of Education, Science and Technology, Brasília, DF, Brazil

⁷ Graduate Program in Medical Sciences, Faculty of Medicine, University of Brasília, Brasília, DF, Brazil

Abstract

Background: The impact of the pandemic caused by the coronavirus (SARS-CoV-2), causing the disease COVID-19, has brought losses to the world in terms of deaths, economic and health problems. The expected return of the public to activities adapted to the new health situation led to discussions about the use of vaccination and its effects. However, the demand for proof of vaccination showed how inconsistent, unregistered, and uncontrolled this health process is with current technologies. Despite the proven effectiveness of vaccines in reducing infection rates, mortality, and morbidity, there are still doubts about their use in preventing certain infections and injuries, as well as the use of digital medical records for identification at public events and disease prevention. Therefore, this review aims to analyze the use of digital immunization cards in disease prevention in general.

Methods: A systematic review of Science, PubMed/MEDLINE, LILACS/BSV, CINALH, and IEEE and Xplore was performed using PRISMA guidelines. The authors summarized the studies conducted over the last decade on the impacts of prophylaxis by control through immunization cards. Studies were selected using the following terms: Vaccination; Mobile Applications; Health Smarts Cards; Immunization Programs; Vaccination Coverage. For data analysis, we used Mendeley, Excel, RStudio, and Bibliometrix software among others.

Results: A total of 1828 publications were found. After applying eligibility criteria (Articles published in Portuguese, Spanish or English in the last 10 years). Studies that only dealt with paper or physical records were excluded, as well as studies that were not linked to their country's health Department, as a possibility of bias exists with these types of information). After removing duplicates and applying filters 1 and 2, we included 18 studies in this review. This resulted in 18 papers that met our priori inclusion criteria; it was found that the most relevant sources were from the databases of the Institute of Electrical and Electronics Engineers (IEEE).

Conclusions: Considering the selected studies, we found that scientific evidence and epidemiological surveillance are essential tools to characterize the efficiency and effectiveness of immunization passport protection intervention and to ethically justify



them. Technological development of digital vaccine passports can assist in vaccination programs and positively impact disease prophylaxis.

Keywords: Vaccination, Mobile applications, Health smart cards, Immunization programs, Vaccination coverage

Background

The pandemic caused by the SARS-CoV-2 coronavirus, which causes COVID-19, has led health authorities worldwide to propose various forms of social behavior modification based on idea of limiting contagion, based on the understanding that some pathogenic biological entities can spread rapidly between individuals. One of the most important actions has been vaccination, which has always been a principal public health tool for preventing and controlling diseases, including the SARS-CoV-2 virus, due to its case of airborne transmission [1].

The virus's rapid spread in some countries was contributed to the influx of people from China to other countries. This factor prompted the World Health Organization (WHO) to declare COVID-19 as global health emergency. The growing number of cases in many countries led to the disease officially being declared a pandemic. The disease has spread to more than 160 countries, and there were more than 492,357,252 people infected at the time of this writing. The speed of the spread of the disease culminated in a warning from the World Health Organization (WHO), which named the emerging disease COVID-19 and labeled it a pandemic and a health problem of international risk and emergency character [2]. Therefore, one of the biggest challenges for government agencies is to slow the spread of the virus and prevent the collapse of the health care systems [3]. The disease spread out to more than 160 countries and infected more than 1 million people worldwide. Estimates of severe cases are the main concern of health authorities worldwide [1, 2].

The primary clinical manifestations of COVID-19 are fever (90% or more), cough (about 75%) and dyspnea (up to 50%) [2]. These findings are corroborated by other studies, including the study by Yang et al. [1], which also reported changes in computed tomography images of the lungs that indicate more opacification, particularly in the lower lobes of the lungs. However, they emphasize that such findings may be heterogeneous, varying from person to person or even absent [3, 4]. Mild symptoms include headache or dizziness, diarrhoea, nausea and vomiting [4].

Traditionally, the vaccination card has been printed on paper cards that records the vaccinations that patients received at health care facilities. The information on these cards generally provides details about the person who received the dose, the date of administration, the type of vaccine, and other essential information added by professionals [5]. Digital vaccination cards serve the same purpose of ensuring continuity of care and providing proof of vaccination. The professionals responsible for the recording and the patient have access to this documentation. Some countries require an International Certificate of Vaccination or Prophylaxis (ICVP), which certifies vaccination against diseases that may occur as a result of international travel, e.g., the yellow fever vaccine [6].

Presently, it is possible for a vaccination card to be completely digital, eliminating the need for a physical (paper) identity (ID) card. The World Health Organization

recommends that digital certificates do not require electronic resources from the population, such as smartphones or computers [7].

The digital immunization (vaccination) card allows users and health professionals to track immunizations. The user can download the app, register, and once they receive the vaccine, the dose is automatically registered on the app by the healthcare professional. The card allows the user to retrieve the type of vaccine used, the manufacturing batch, and the date it was taken. These technologies have already been used at sporting events in Europe and Brazil [8].

The risk scenario to populations created by the new coronavirus pandemic required Unified Health System (SUS) of Brazil, to coordinate national efforts and orchestrate the actions of states, communities, and additional health services. Therefore, after the National Health Data Network (NHDN) launch, Conecte SUS Citizen app was refocused on obtaining and sharing information to help control Brazilian public health emergencies, focusing on the COVID-19 vaccination process [6]. Brazilian citizens can view interactions carried out in health centers and follow their progress on SUS, such as examinations, vaccinations, drug dispensing, and health facility locations [5, 7].

In response to the COVID-19 pandemic, there has been much discussion about vaccination passports. Some have argued that immunity passports are unethical and impractical. They point to uncertainties surrounding COVID-19 immunity, problems with testing, uncertain economic benefits, privacy concerns, and risk of discriminatory effects [9].

Immunity passports can be introduced based on laboratory immune response testing (a correlation of protection) or an immunization event (infection or vaccination) and identify individuals who are less likely to be either infected with SARS-CoV-2 or to transmit the virus. Scientific evidence and epidemiologic surveillance are essential tools for characterizing and thus ethically justifying the efficiency and effectiveness of protective measures based on a vaccination record. For example, in July 2021, the European Union Commission launched a digital vaccination passport program to revitalize economic, social, and cultural activities [10].

Some countries require a Certificate of International Vaccination or Prophylaxis (CIVP) for international travel that proves vaccination protection against disease. This requirement can be found under the Travel Requirements tab. The yellow fever CIVP is required by more than 100 countries [11]. The CIVPs for yellow fever, polio, meningitis, and COVID-19 are issued in Brazil by the National Health Administration (ANVISA) [6]. A vaccination card can be purely digital (e.g., stored on a smartphone app or cloud-based server) and replace the paper card, or it can be a digital representation of the traditional paper document.

The WHO has standardized nomenclature for digital documentation of COVID-19 certification: vaccination Status (DDCC:ES), from the English “Digital Documentation of COVID-19 Certificates: Vaccination Status (DDCC:VS)” [12]. The WHO recommends that a digital certificate should never require an individual to own a smartphone or computer. For example, the link between the paper record and the digital record can be established via a one-dimensional (1D) or two-dimensional (2D) barcode printed on or attached to the paper vaccination certificate [12, 13]. When this document refers to “paper”, it means a physical document (printed on paper, plastic card, cardboard, etc.).

The measures used to contain the virus are mass vaccination of the population, and the successful adoption of vaccination strategies has already been observed in several countries. However, analyzing the impact of prophylaxis by reviewing vaccination results is a strategy that must be scientifically sound. Health technology tools, in the form of applications can help us answer the question of whether digital verification of vaccination results is an effective strategy for disease prophylaxis and improving vaccination coverage and disease control [5]. The purpose of this study is to review the published literature to assess the impact of digital management of immunization records on global disease prevention. In addition, this study seeks to review the published literature to assess the impact of vaccination records on prevention of some diseases. This article is a systematic review that summarizes findings relevant to translational studies. The meanings of the acronyms can be found in Additional file 5: Glossary

Results

A bibliometric analysis of 02/20/2022 in the databases using the search terms (“Vaccination” AND “Mobile Applications” OR “Health Smarts Cards” OR “Immunization Programs” OR “Vaccination Coverage” OR “International Certificate of Vaccination” AND “Prophylaxis”) found 1828 publications, with duplicates excluded. The search was performed using RStudio software, and the data were analyzed using Bibliometrix [14]. In Fig. 1, we show the distribution of production across years. In 2019/2020, especially during the pandemic COVID-19, there was an increased search for technological solutions that would allow for improved disease prophylaxis.

Characteristics of included studies

Using a bibliometric analysis of the terms in this study, we can analyze the frequency of occurrence of terms in publications, Fig. 2. The word cloud includes 100 terms, with the most prominent, “vaccination,” occurring 759 times.

After using the comprehensive search string, we identified 1828 citations by searching the selected databases and listing relevant article references. After removing duplicates,

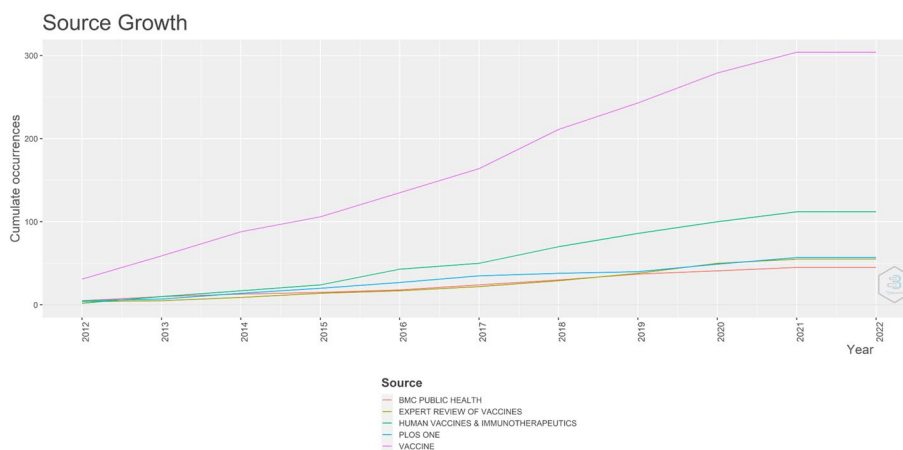


Fig. 1 Main journals that published in the area of this systematic review. They were developed using RStudio, using the Bibliometrix package

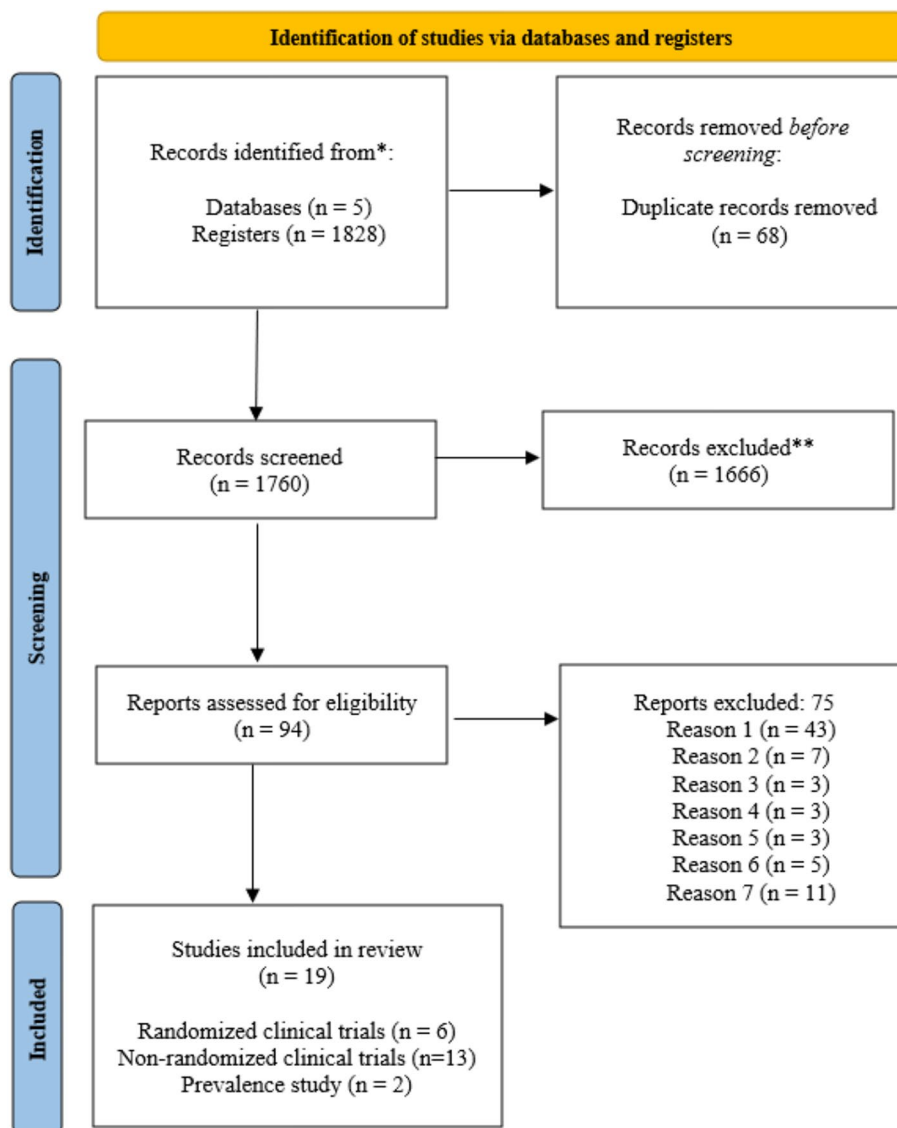


Fig. 3 PRISMA 2020 flow diagram for new systematic reviews which included searches of databases and registers only. From: Page et al. [15]. For more information, visit: <http://www.prisma-statement.org/>

messaging service with shared motivational messages and reminders. Both increased vaccination rates among 7 years, but there were no statistical differences between them.

The use of telephone calls was an option, and studies [25, 26] evaluated the effectiveness and cost of implementing automatically dialed telephone messages. In Ershadi et al. [26], and immunization registry platform was established for the first time in the Iranian health system, focusing on medical personnel. It was shown that the analytical capacity of the system can be an approach to promote better management policies and procedures in controlling immunization at the national level. In Jadidi et al. [25], electronic vaccination records were found to increase vaccination coverage. Through the reminder function, this has an impact on public health and outbreak control. The important implications of using technology to support reminder-based practices continues to evolve

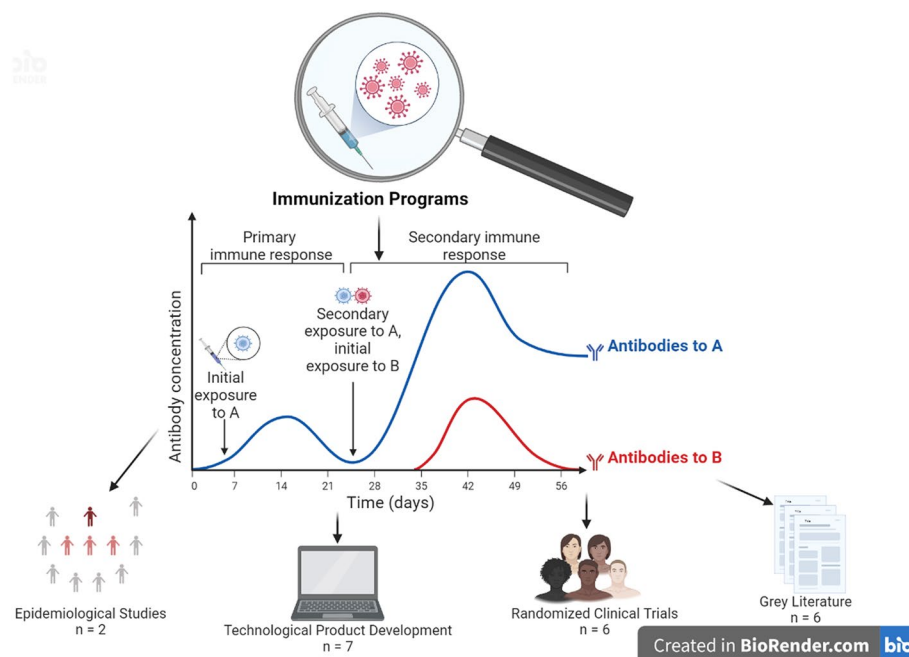


Fig. 4 Categories of studies selected for this review. Created in Biorender software (2022) [16]

rapidly, and resources to effectively track and promote achievement of such goals can be validated with clinical trials that relate targeted reminders and program goals.

Messages left in the mailbox are considered part of an old system and are sometimes less utilized by users. In the study conducted by [23], the authors mention the difficulty of obtaining valid numbers, which reduced the sample size, while [20] showed an acceptance of 91% (16,408/17,951) of users to receive automatic dialing messages. In a study of children, 99.2% of responsible parties agreed to receive reminder messages, with the mother representing the vast majority (98% of the sample) [32]. The use of telephone calls was an option, and studies [19, 26] evaluated the effectiveness and cost of implementing autodialed telephone messages. In Ajakwe et al. [13], electronic immunization records were found to increase vaccination coverage. This has implications for public health and disease outbreak control. The important implications of using technology to support reminder-based practices continue to evolve rapidly, and resources to effectively track and promote achievement of such goals can be validated with clinical trials that correlate targeted reminder and program goals.

E-mail communication systems were also analyzed. The authors used a reminder system sent by e-mail after vaccination status was verified through local health system software and reminder letters sent each influenza season. The results obtained were not significant in both season 1 ($p=0.06$) and season 2 (39% vs. 37%, $p=0.20$) [19]. The status analyses on immunization status were the Michigan Care Improvement Registry (MCR) [19], CIIS [20, 23], Human Welfare [21], MCO [22]. Of these, only 1 focused on the private health insurance system [21], and 1 used paper records [32]. Through these applications, researchers obtained contact information and the immunization schedule, and later contacted them to obtain consent to participate in the study. However, the lack of updating of registered contacts was a limitation for the authors [19, 20, 22, 23]. Of the

studies that addressed the development of technological solutions to monitor and promote a comprehensive vaccination program, 57.14% were from 2020/2021, indicating that COVID-19 was driving this search for technological solutions to expand vaccination. For studies linked to epidemiological studies, we have a total of 60% of studies conducted in pandemic years (2019/2020) with the search for tools to help demonstrate the impact of partnerships with vaccine providers to evaluate the response to the pandemic through vaccination. Geographic area identification and mapping strategies were used to generate data on vaccination activities in segments of field areas that facilitate vaccine delivery and to identify socioeconomic determinants of vaccine uptake in urban areas.

Among the studies linked to the gray literature, 75% of the studies presented were from 2019 and only one was from 2020. These studies considered vaccination as a form of public health intervention in the context of disease prevention and specifically emphasized vaccination resistance, which is related to multiple and complex factors. Subsequent studies [26, 30, 31] have used the Web platform, developed and adapted an electronic immunization data system, and demonstrated that collection and electronic storage provide more accurate data, greater precision and reliability, faster access, and greater security. The impact on immunizations was evaluated from the point of view of the comprehensive functions of the software implementing the procedure, the data to be compared, and the evaluation of immunization protection. Another observed impact is the lack of control of immunization records—the use of the one-page paper structure, which affects the real flow of information, as it is not possible to record in detail the impact of diseases and link them to the absence of immunizations.

Despite the increasing use of applications in healthcare, only 16.67% of productions in [12, 13, 18] use application tools and only three reviewed studies reported the use of technologies through QR-code reading and wireless sensor systems [13, 17, 31]. In Hasan et al. [12], a literature search was conducted by searching some digital libraries such as IEEE, Springer and J-Gate with some specific keywords such as vaccine, mobile app, vaccine management, etc. Over the years, a total of 20 articles on vaccine management websites and apps were selected. They served as the basis for the development of the app to facilitate the vaccination process and help parents and caregivers better adhere to their children's vaccination schedules. In Katib et al. [18], the target audience was a rural setting, a software application called Jeev Para with two important functions, one for tracking and recording information about immunizations. Although the application and testing were limited to environments such as a large rural setting, this solution can provide coverage for children ensuring consistent immunization. Regarding the application's country of focus, it should be noted that in Haiti, as in other countries, cell phones and short message system (SMS) messaging have become very popular. The Haitians mainly use for mobile banking. Other data that can be measured are school dropout rates of these families. In Ajakwe et al. [13], a convergent approach was developed for integration of information technology (IT) and a compliance system for real-time. The monitoring and enforcement of COVID-19 through immunization and prevention policies using facial recognition, facial mask recognition technology, a system to manage immunization information and status of vaccine validation requests using QR code authentication technology. It is noteworthy that the system has achieved 99.5% real-time recognition, classification, validation, authentication, and application accuracy with less

computational complexity and with implementation and integration. It is believed to have reduced the spread and transmission of viruses, among other intangible benefits, but there is no clinical study to validate these data.

In Sun et al. [17], a wireless sensor system was developed to map student contacts related to the spread of disease over distances and to generate graphs of disease spread that can assess transmission of infectious diseases in an environment with 800 students. The proposal also highlights that the connectivity–centrality metric measures the importance of a node during disease spread and develops centrality-based algorithms for targeted vaccination. In this study, the infection rate changes over time with $\alpha = 2.5\%$ and 10% , respectively. The spread of the disease was divided into three phases. First, the disease spreads slowly from the infection sources, then it spreads widely and the infection rate increases rapidly, and finally the infection rate remains stable.

In Fiquaro et al. [31], the creation of a blockchain immunization system contributed, significantly with functionalities that can be added in the future—however, the registration and collection of important information are already being done. Two important tests were conducted, a so-called black-box test to test system dynamics (input and output), and another white-box test to analyze the flow of the solution construction. The results of the first test—with a simple user accessing the network and logging in with an administrator address—showed a good response from the website in terms of loading, routing and the hospital system interface. In the black-box test, vaccination data entry and correlation with the algorithm worked flawlessly. For example, when the patient identification was missing (not registered), the algorithm redirected to the patient registration form page.

In Paula [27] in the dissertation conducted in Brazil, they showed that a total of 27 evaluated apps, the size on Android platform ranged from 0.95 to 81.06 (21.6) and on iOS from 1.02 to 35.92 (20.3), developed between the release in 2012 and 2018. We were unable to capture the highlights we observed that most apps ($n = 19$) were only available in English and were updated in 2017 or 2018 ($n = 20$) as these apps were published and validated in randomized clinical trials. An app review result showed that the average user rating for the Android platforms was 3.9 out of 5.0. No user ratings were found for the iOS platform, because the virtual AppStore does not offer this feature. One point that stood out was that the apps with the highest ratings were: CANimmunize and Vaccine Reminer, Babá Digital, and The Vaccine Handbook app. None of these apps perform prophylaxis monitoring or provide data feedback for that monitoring. The app called Proimuni has developed an application for newborns that highlights the importance of recording vaccinations since time of birth.

In Moonsamy [30], the authors found no fully automated system for managing immunization records with implications for prophylaxis in a review of the literature. The reported results of the survey showed that there are benefits to using a digital system to store and manage immunization records. Another highlight is that of the 5 BRICS countries. Of the 5 only 2, Brazil and Russia are still hesitant to use mixed systems. The study shows a great need to build and clinically test an integrated national telemedicine system for immunization to capture the impact of prophylaxis, hospitalization, and other parameters.

The results demonstrate the high complexity and dynamics of telemedicine application development involving software engineering. The creation and improvement of public policies and the flow of information as transparent as possible are necessary. It is critical to contributing to public health security, public safety, better use of public resources, and greater consistency in the effectiveness of the response to pandemics, endemic diseases or outbreaks.

In the epidemiological studies, they developed mechanisms for vaccination campaign planning and real-time monitoring of individuals' vaccination coverage using the software ERDAS IMAGINE, which utilizes global positioning data (GPS) for georeferencing [33]. They subdivided the Mipur–Bangladesh region into clusters and considered socio-economic factors in data analysis. They used vaccines from different manufacturers and mass vaccination campaigns. Considering socioeconomic factors and mapping vaccination areas may help eradicate the disease. The impact of vaccination on children in each location and the corresponding mortality and morbidity rates were analyzed by Wilson et al. [28]. For ethical reasons, the study did not report specific sample data, statistical results, or percentages of adverse events. However, it showed that the use of similar software could analyze the effects of mass vaccination. Below are Tables 1, 2, 3 and 4 with the excerpts.

Analysis bias risk

The seven studies were screened in all five domains, with [19, 20, 22, 29] being classified as high quality and low risk of bias by the algorithm used. The other studies [21, 22, 32] were included without sufficient information to confirm quality and risk. In Fig. 5b shows that the studies for areas 05, 04, and 01 each have uncertainties regarding quality.

The other studies ($n=12$) that did not have a clinical trial design, the ROBINS-I protocol tool was adopted. Figure 6a shows that ten of these studies were classified by the algorithm as being of low quality in terms of risk of bias. Only two studies [25, 31] have a moderate risk of bias. In terms of domains, Fig. 6b shows that domain 04 was the most problematic, followed by domain 05, which was unclear in two studies [30, 31], and another five did not have the information [13, 17, 25–27].

Discussion

The immunization record is a health document (paper card) that records the immunizations received by a person. Traditionally, it has contained important data about the patient, such as the vaccine administered, the date of administration, the batch, the supplier, and other data required by the country's health care system. Limited paper logistics can impact healthcare immunization strategies and affect safety, efficacy, and surveillance [34]. Digital immunization cards are immunization records in an electronic format that can be accessed by the patient and authorized health care personnel for the same purpose as the paper card: to ensure continuity of care or to provide proof of immunization. In addition, digital solutions can facilitate access to health data, streamline immunization campaigns, and provide greater security for data storage [34]. In 2020, the pandemic triggered by the SARS-CoV-2 coronavirus forced public health authorities around the world to propose social behavior restrictions, forms derived from the concept of contagion control understanding that some pathogenic biological entities can

Table 1 Data extraction from epidemiological studies

Study	Intervention			Outcomes		
	Population	Pathology	Instruments	Methodology	Prophylaxis	Technological progress in the health system
Saha et al., 2018, Bangladesh	Inhabitants of the city of Mipur (n = 268,896), divided by clusters and 3 study arms. G1 vaccination (n = 95, 115); G2 vaccination and behavior change (n = 93,09); G3 No intervention (n = 80,690).	Cholera	ERDAS IMAGINE software-geographic-monitoring-system	Once the areas to be vaccinated were mapped using ERDAS, the socio-economic profile of the population was determined. Vaccination campaigns were conducted based on the global positioning data. After vaccination, hospital surveillance of new cases was conducted to observe the effect of the methods used in mass immunization	At G1 (G1 + G2 = 188,206), n = 123,686 individuals were vaccinated with two doses of the vaccine. The full dose was administered in 66%. Women were more involved, and 80% of the sample consisted of the vaccinated population (aOR: 1.80; 95% CI = 1.75-1.84) and younger people, under 15 years of age (aOR: 2, 19; 95% CI = 2.13-3.26)	The instrument provides health managers with an understanding of the impact of the participation of different vaccine providers in immunization campaigns
Wilson et al., 2012, Canada	Children aged 2, 4, 6, 12 and 18 months. N = No informations	Diphtheria, pertussis, tetanus, poliomyelitis, [Hib] (DaPT-IPV-Hib), measles, mumps, MMR and meningococcal C	VISION Data Systems (vacine and immunization surveillance in Ontario)	They studied the safety of vaccines given to children in Ontario at 2, 4, and 6 months of age and then at 12 and 18 months of age	Reduction in events (mortality or morbidity rate) after mass vaccination. The event rate in the 3 days before vaccination was about half that of the event rate in the control period for the 4- and 6-month vaccinations	The strategy may help measure the impact of vaccination programs, but further studies are needed

G1 intervention group, GC control group, G1 group 1, G2 group 2, G3 group 3, [Hib]/[DaPT-IPV-Hib] Haemophilus influenzae type b, MMR Rubella

Table 2 Data extraction from randomized clinical trials

Study	Intervention			Outcomes		
	Population	Pathology	Instruments	Methodology	Prophylaxis	Technological progress in the health system
[32] 2017, Nigeria	Babies aged 0 to 3 months, in paired setting with their mothers. <i>N</i> = 595 infants. Intervention group (IG) = 295; control group (CG) = 300	Not stated	Questionnaires were used that addressed children's immunizations and documented reminder activities for each participant. A weekly checklist was used to catch up and reschedule missed immunizations	The child's primary caregiver received a reminder via cell phone call 2 days before the immunization and the day before. Children who were no-shows were automatically rescheduled for the next day	Increase in rate of compliance with immunization schedule by 79.2% and 46.6% in the control group (<i>p</i> < 0.001)	The use of electronic communication technology in public health interventions can improve immunization program adherence, promote health, and prevent disease
[19] 2017, Michigan	Adolescents aged 10–18 whose parents were recruited via promotional emails Season 1 sample <i>GI</i> = 888; <i>GC</i> = 101 Season 2 sample <i>GI</i> = 1,088; <i>GC</i> = 167	Influenza	Michigan Influenza Care Improvement Registry (MCR) is an app for tracking immunizations in children and adolescents < 20 years. The MCR was used to compare post-intervention data. Parents' business email was used as a reminder to get vaccinated	Emails were sent in two flu seasons. During each season, 2 to 3 reminders were sent to patients, with an interval of 30 to 60 days between notifications. The child's vaccination status was queried in the MCR before the reminder letters were sent out	Reminder in consecutive seasons was associated with a lower likelihood of influenza vaccination than those who received a reminder in only one season (<i>aOR</i> = 0.68, 95% <i>CI</i> = 0.55, 0.84). Adolescents eligible for influenza reminders in both seasons (<i>n</i> = 983 subjects; 548 in the notification group) were a subgroup that rarely received influenza vaccinations. Few (22%) were vaccinated in season 1 and 30% in season 2; only 14% of this subgroup received influenza vaccination in both seasons (<i>p</i> < 0.0001)	The use of technological tools to monitor and manage influenza vaccination could increase adherence. The ability to tailor reminders to patient preferences could increase responsiveness and have a greater impact on vaccination rates

Table 2 (continued)

Study	Population		Intervention		Outcomes	
	Study, year, country	Sample	Pathology	Instruments	Methodology	Prophylaxis
[20] 2018, Denver	Adults aged 19–64 years who were not vaccinated with the vaccines studied. They were divided into group 1 = no risk and group 2 = high risk	Influenza, Tdap, and PPSV23	CIS was the application used for vaccine monitoring. Reminders were sent by phone call or voice message	The IG, which consisted of patients classified as low risk, was contacted by reminders for approximately 3–4 months. Those who were not fully immunized against the vaccines analyzed were included	Although the results show that the CG had a higher probability of missing vaccination days compared to the low-risk population (2111/3301 68.1% intervention vs. 5510/8042 68.5% control, $p = 0.65$), (2928/4926 59.4% of intervention vs. 3022/4926 61.4% of control, $p 0.05$), no statistical differences were found between the two groups	No difference was observed after the intervention
[21] 2020, Louisville	Adults between 18 and 65 years. $n = 50,286$	Influenza	Participants were required to have the Humana Network Health Plan and the Human Wellbeing app installed. Reminders were sent via the app	Users registered vaccinations and received messages about vaccination reminders. Each time there was a user interaction in the immunization record, a scoring system was activated in the app. The messages sent were divided into 2 groups. In G1 = reward messages; G2 = vaccination reminders only; and G3 = no messages received	Of those who were to receive a message (G1 + G2, total $N = 33,524$), 7,764 (23.2%) received an influenza vaccination, compared with 3,696 (22.0%) individuals who were vaccinated in the control group. no message (G3). This difference was statistically significant ($p < 0.01$). There were no significant differences when comparing reward and no-reward messages	A mobile vaccination reminder platform may increase influenza vaccination rates by more than 1%. However, the effectiveness of the reminder decreased with each message sent, suggesting that participants who respond to reminders may be activated by receiving a single message

Table 2 (continued)

Study	Population		Intervention		Outcomes	
	Study, year, country	Sample	Pathology	Instruments	Methodology	Prophylaxis
[22] 2015, New York	Adolescents aged 11–16 years who have not received HPV vaccination and whose parents have used public health services. $n = 3,812$	HPV	Reminders via text messages by managed care organization (primary care). Registration and immunization data were recorded in MCO software	39 primary care clinics were recruited, each enrolling more than 175 adolescents. After screening adolescents' immunization data, the MCO programmer sent up to 04 text messages to remind them to bring their children for immunization. The GC consisted of messages that included general health guidelines but did not indicate the need for immunizations	In a post hoc analysis for all participants (i.e., all ages and both sexes) with valid phone numbers who did not opt out of receiving the introductory message, there was a 30% increase in HPV vaccination dose 1 (13% of the control group and 16% of the intervention group received a dose), controlling for age and sex (Table 3) ($p = 0.04$). There were no significant differences for doses 2 and 3 ($p = 0.27$ and $p = 0.43$, respectively)	The reminder system increased the vaccination rate of the intervention and control groups by more than 10%
[23] 2020, New York and Colorado	Adolescents aged 11–19 years New York $n = 30,616$ Colorado $n = 31,502$.	HPV	CIIS, NYSIIS, CIIS, NYSIIS. Message reminder system	A 4-arm, pragmatic, randomized controlled trial conducted in 2 states. Patients aged 11 to 17.9 years who had not completed their HPV vaccination series were randomly assigned to receive 0, 1, 2, or 3 IIS C-R/R autodial messages per vaccine dose	In Colorado, the 1-call R/R arm had higher rates of HPV vaccination initiation than the control arm in unadjusted analyses. In adjusted analyses, the 1-call R/R arm (adjusted RR = 1.07; 95% CI 1.04–1.10) and the 3-call R/R arm (adjusted RR = 1.04; 95% CI 1.01–1.06) had higher initiation rates than the control arm	C-R/R based on IIS autodial reports for HPV. Vaccination was not effective in increasing HPV vaccination rates in New York. C-R/R is low-cost software, but further studies are needed to find better strategies to increase vaccination rates

Table 3 Data extraction from technological products

Study	Population		Intervention		Outcomes			
	Study, year, country	Target group	Programming platform	Methodology	Features and benefits	Limitations	Publication/evaluation	Incorporation/impact
[31] 2021, Malaysia	System and hospital administrator	System and hospital administrator	Firebase web application interface and Firestore cloud—database. Metamask. Hyperledger Besu	Vaccination system with Blockchain. Method for storing vaccination record. Blockchain network. Functionality analysis with experts.	Immunization data distributed on sync nodes. Hospital has resources to present vaccination certificate and patient record	Full administrative control, including hospital rejection for linkage	Blockchain vaccination system—Hyperledger Besu. Connection between Hyperledger Besu and the cloud database	Not used. Control of basic registration and administrative vaccination data
[12] 2021, India	Guardian of children and authorities Child Vaccination	Guardian of children and authorities Child Vaccination	Smartphone/Android/Java/Firebase application Firestore and Firebase authentication	Analysis in experimental test. Installed on 10 smartphones. Simulation of the scenario	Calendar control; booking appointments in hospitals; sticky notes; messages; vaccination history and involvement of other children	Full administrative control, including hospital rejection for linkage	Users have agreed to the app and want the government to integrate it into the health care system	Do not. Manage immunization programs
[25] 2020, Iran	Public authorities/health authorities	Public authorities/health authorities	Data from cellular contact tracing networks. SIR Model for the spread of disease	Vaccine allocation—per-population modeling and plots from contact tracing data derived from cellular networks and Bluetooth signals. Test on 236 school children	Contamination vaccine allocation model for outbreak control	Control of infected and uninfected	Targeted vaccination reduces the number of infected	Do not. Create a model of targeted vaccination in a cellular network
[17] 2015, United States	Public authority/health authorities	Public authority/health authorities	TelosB Crossbow/Wireless Sensor	Centrality algorithms for targeted vaccinations. Sample with students	Student contact tracing system. Graph of disease spread. Connectivity centrality metric algorithms based on targeted inoculation (targeted inoculation).	Use the model SIR, to simulate the infection process. Controlled scenario	Determined disease spread, created spread diagram for modeling	Do not. Obtained connectivity centrality metrics and disease spread and centralization algorithms

Table 3 (continued)

Study	Population	Intervention		Outcomes		
		Target group	Programming platform	Methodology	Features and benefits	Limitations
Study, year, country	Target group	Methodology	Features and benefits	Limitations	Publication/evaluation	Incorporation/impact
[13] 2021, South Korea	Authority/health authorities	Deep Learning; You Only Look Once Version 5 (YOLOv5s). Android and IOS	Validation of the vaccination record using the Vaccination Information Management System (VIMS)	Cloud-based distributed database. Record of vaccination. Place of residence, city, date of vaccination, unique code, etc. Ability to verify mask usage and validate vaccination status and authentication	Average system accuracy of 99.5% for mask use. Need 100% vaccinated and unvaccinated people in real time	Not required. Ability to use this system on a large scale for industrial and commercial purposes
[18] 2013, United States	Children Rural area/government	Mobile application; Android SDK. We used SQLite; QR code processing	System that stores user identification; type of vaccine; gender; QR associated with child's ID.	Not validated in rural settings	They investigated the effectiveness of the system in terms of QR code sticker durability, robustness, and operating costs	Not tested. Potential for scalability and ease of use by medical staff
[26] 2018, Iran	Hospitals Health Care Professionals	Web and flowcharts interface	Capture immunization data based on a complete form.	Captures demographic information such as age, sex, education, and place of work. Capture vaccine data Name of vaccine, route of administration, location, serial number of vaccine, country of manufacturer, and possible side effects. Generation of tables and charts	Pilot study. Difficulties in obtaining complete vaccine data	Not being conducted. Development of a digital immunization record for medical personnel in Iran

SIR Simple mathematical model where the population is divided into three groups = susceptible, infected, and recovered, EIRS effective electronic immunization registry system

Table 4 Data extraction from gray literature

Study	Population		Intervention		Outcomes			
	Study year, country	Target group	Programming platform	Methodology	Features and benefits	Limitations	Publication/evaluation	Incorporation/impact
[30]	2019, Africa	Nurses, doctors, parents and school administration staff	Electronic systems for storing immunizations	Review data storage profiles in BRICS. Evaluate the use of a common electronic platform for accessing the Manual—by three segments: paramedics, health care team, and responsible parties	Reduces information errors. Bidirectional flow. Control of immunization rates	Not implemented, just a proposal with impact analysis	In BRICS, only two countries have mixed control over digital and physical data: Brazil and Russia	Not implemented. Perception maps of replacing the current paper vaccination card with electronic vaccination
[24]	2019, Italy	A total of 21 articles with memory system and IIS	Immunization Information Systems (IIS)	Systematic review—benefits of using IIS as a tool to combat vaccination hesitancy	Automatic reminder/recall system, system interoperability, decision support system, website interface, and ability to capture adverse events after vaccination; groupings	The types of systems analyzed exclude apps	Assessment of use of systems of record	Not conducted. It concludes that there are insufficient studies to evaluate the effectiveness of IIS in addressing vaccine hesitancy
[27]	2019, Brazil	Not applicable	PROImuni App	They developed and evaluated a mobile application on child vaccination. Test 22 nurse judges, 9 judges from the field of information and communication technologies; 22 mothers evaluated aspects such as: objectives, appearance, structure, usability, efficiency and interactivity	The app consists of 20 screens with functions such as: Immunization card, Vaccine information, Immunization schedule, Geolocation. Frequently asked questions	Extension of use and robustness of synchronization with the state system	Tool potential for vaccine management with cell phone	Not suitable. Proposal with ease of use and usability

IIS Immunization Information Systems, IOS Operational system

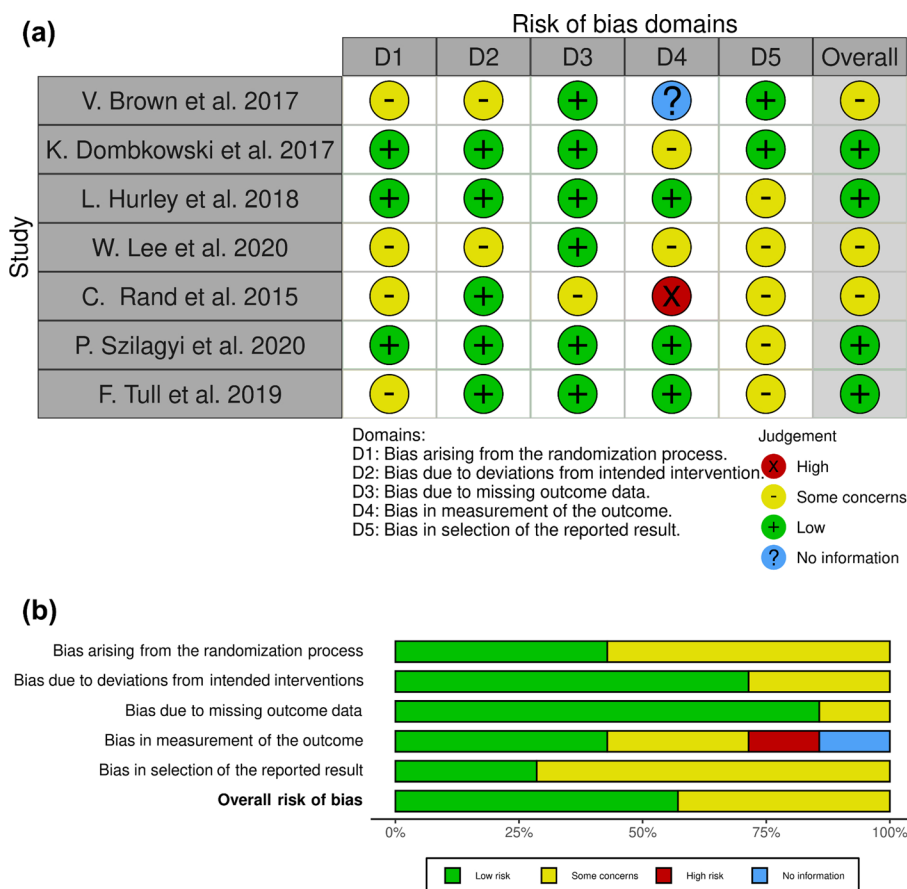


Fig. 5 Cochrane risk-of-bias tool for randomized trials (RoB 2.0)

spread rapidly between individuals [7]. The studies selected for this review evaluated the use of digital vaccination records to examine their impact on disease prevention.

The history of immunization and disease eradication directly relates to attempts to create powerful vaccination programs. Several studies have attempted to improve, sustain, and support mass immunization strategies [12]. Although telemedicine did not emerge until the 1960s, it has gained worldwide prominence because of the disruption caused by COVID-19 and the resulting social isolation measures. In addition to telemonitoring, telemedicine has been used previously as an immunization strategy in the mapping, distribution, and monitoring of vaccine doses [35, 36]. Immunization information systems (IIS) are public health tools that store data on vaccination coverage at a given location. They offer many advantages in terms of identifying at-risk groups, managing, storing, and protecting data, and sharing information among health care providers when necessary [34].

In the selected articles, IIS were used to collect immunization data from individuals and contacts and to send reminders. The use of this technology can track and guide health managers on immunization strategies [19–23, 36]. Studies [19, 24, 30, 32] show that the use of technology and the collection of information and immunizations have a positive impact and that transmitting reminders and sending messages can provide

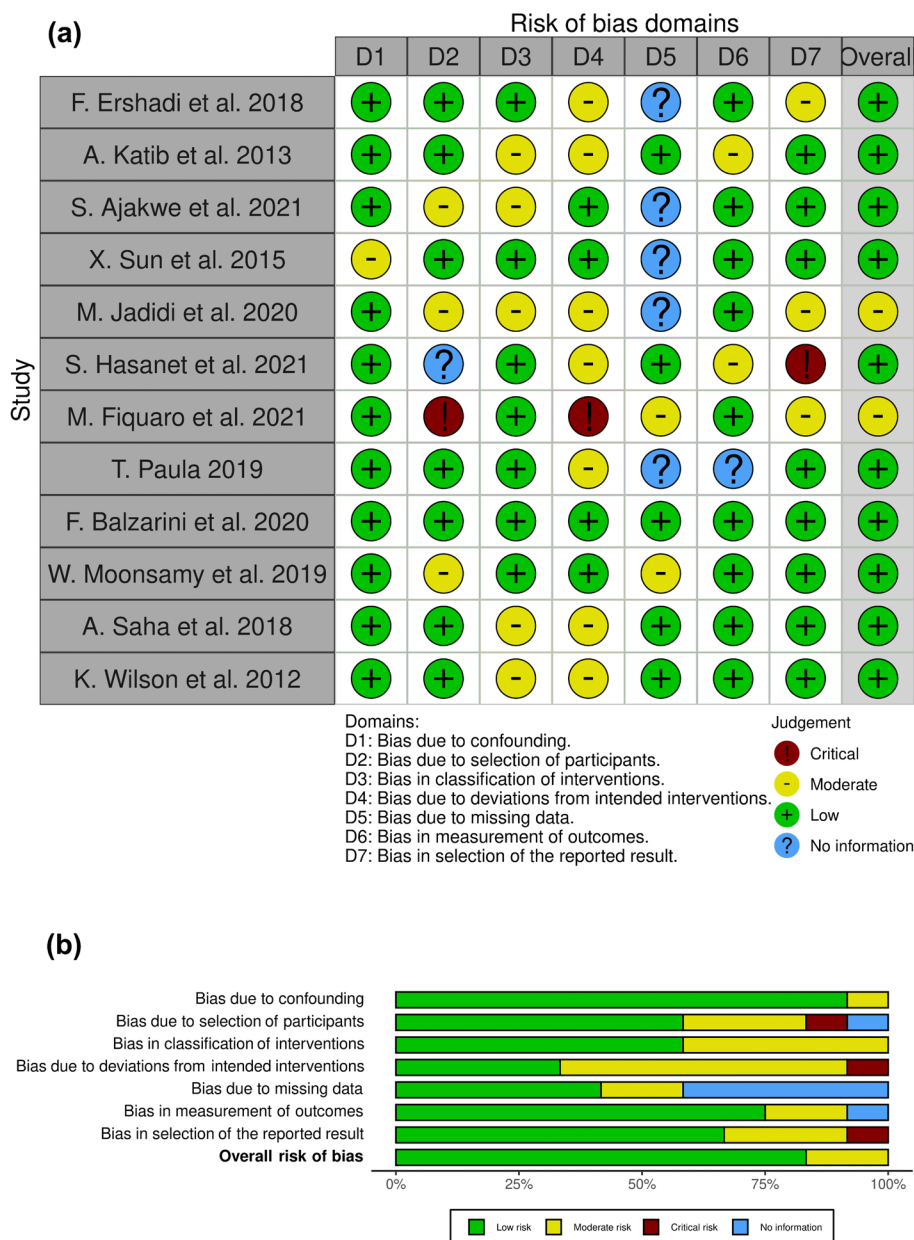


Fig. 6 Risk-of-bias analysis performed with ROBINS-I (Risk of Bias in Non-randomized Studies-of Interventions), Cochrane

additional awareness. Digital communication, educational messages, technical details, reminders, vaccination statements, phone numbers, and accessibility can be factors that contribute to the spread of vaccination.

Reminder systems were analyzed in four main areas: voice messages, text messages, calls, and emails. All selected studies, except the one conducted by Brown and Oluwatosin [32], used computerized platforms to register vaccinations from the public or private health system. In this work, patient data was collected using surveys and paper controls. The positive and statistically significant results in increasing adherence to the immunization program indicate that the computerization of health systems is necessary

to optimize the outcomes of interventions [32]. In addition, the way in which reminder letters were sent to patients or caregivers was analyzed in several ways, including use of incentives [21]. The strategies with the lowest cost were voice messages and short phone calls. However, after comparing the results obtained, it was concluded that although the reminder system is effective, the way it reaches the patient needs to be adapted to individual preferences to be more effective. Therefore, more studies should be conducted that take into account the ease of access to information that globalization and technological advances have brought in recent years.

Tracking risk groups, the population to be immunized and the effectiveness of vaccine applications can also rely on technologies that use global positioning systems, as in the studies of [28, 33, 36]. The tools helped health professionals and provided feedback to managers on the number of hospital admissions and contamination of health service users following vaccination [28, 33]. Geolocation of individuals does not necessarily have to be done with expensive software. One of the largest studies of vaccination was conducted in the Congo to eradicate poliomyelitis used images taken with Google Earth. Despite the difficulties of not being able to update some of the satellite images, the study managed to suppress cases. It has become an example of low cost and accessibility for health professionals [36].

Other applications and software registered in coursework, theses and dissertations relate to registration control of patients [17, 18, 31] and health workers, management of immunization programs [12, 25] and registration and authentication of immunization records through facial biometrics [13]. Despite the potential use of these technologies for vaccine monitoring, little consideration has been given to the ethical protection of user data in applications, web systems and even wireless sensor networks, blockchain and QR codes. We noticed a lack of information or detail on how to ensure security and confidentiality, which we consider an important limitation of the technologies. We understand that review had limitations—the association of prophylaxis and the use of immunization control and health technologies greatly expands the scope—for example, we had 124 items in the first filter. In fact, we still have a lot to develop in terms of primary research in this scenario. For example, measures taken by government agencies to monitor important data related to immunization include the quality of data collected, the safety of samples and user feedback [13, 17, 27].

In Brazil, the Unified Health System (SUS) adopted the Conecte SUS application, with the goal of improving the exchange of health information during the transition of care and throughout care networks. Using cell phones or computers, citizens started to view their vaccination history, test results, prescription medications and other services offered by the national health system [37]. The use of technology to integrate health data not only provides patients with greater control over consultations, exams and disease prevention, but also allows for a faster response from the health professional when providing assistance [38]. The challenges faced in optimizing a digital health system revolve around the often difficult access to technology in certain regions of the country. Despite technical challenges, a proposal has been studied where part of the collections of vaccination record data are viewed offline, with the possibility of uploading later [39].

In summary, monitoring the vaccination process along the data chain, from manufacturing to the patient requires measures including many social actors, various

technologies, effective communication, along with an established technological base. Another important actor in this context is also the end user, whose participation in maintaining his or her data updated is essential. Financial and social security monitoring are important examples of tools that have great potential influence and control. The integration of research and development in the innovation process is mediated for the technology in question by the integrative research model: the combination of the capacities of companies, the identification of opportunities, the development and accumulation of capabilities, and the science and broader technology in which they operate, which makes it possible to transfer the innovation process back to scientific phases to improve aspects inherent to market opportunities.

Within this context, there is a need to introduce here the translation that in the development of projects in fact promotes the development of new technologies, new practices of prophylaxis control and through public policy, support of the private sector, society and universities or research center are built—the creation of a quadruple helix [40]. Indeed, it is essential that we respond to proposals that carry out complete and effective coverage of the immunization situation across a wide spectrum, as has been shown [26]. Even if a website [26] is an option that does not involve feedback and appropriation of the vaccinated individual. A system that fully manages the national immunization process can have a positive impact, from the production chain producing more vaccines in a given scenario, expanding health promotion, and on aspects of labor quality, minimizing attrition, and on making vaccines fully safe.

In this study, we did not look at the actions of anti-vaccinationists, but despite this challenge, a robust system moving in this direction, benefits could certainly be significant from increased awareness, education campaigns, and alignment across the board, as well as from protective laws. The limiting of breakdowns in health care systems should be a priority in the search for solutions in this area. We also emphasize that this study supports public policies that should recommend clinical management protocols, measures related to distribution, structures, batches, and traceability, and that light technological solutions applied to this scenario are a way forward identified by this review.

Limitations

Several limitations were noted in the preparation of this systematic review. First, there was heterogeneity among the study proposals in finding a digital solution for vaccination. We had some studies that used different methods of information collection and had low validation in practice. The lack of a non-historical electronic record of vaccination or lack of updating of this makes it difficult to collect the sample in randomized clinical trials.

Conclusions

Promoting action in public health, research, and disease control means promoting advances in basic and applied science. Failure, uncertainty, and ineffectiveness would be reduced, as would misinformation. We found that some of the articles analyzed here [30, 45] that presented reviews attempted to build this chain but were found to lack understanding of translation or technology maturity levels (TRLs), suggesting that the technology has reached a maturity level where systems/subsystems are developed in a

necessary environment, i.e., in compliance with regulatory requirements. This is an important diagnosis made in this study. The creation of products, processes and/or services that have the potential to solve real problems and that affect the population proves the characteristic of the potential for technological and innovative production. We conclude that the mapping and control of vaccines are an area that needs to be researched and, in particular, that it is necessary to develop theories about the technology and its implementation chains, as well as about the effects of its prophylaxis.

Methods

This study summarizes surveys conducted over the last decade, analyzing the effects of prophylaxis with control by the vaccination card. The study development methodology and inclusion and exclusion criteria are listed below.

Protocol and registration

This study was conducted in accordance with PRISMA Preferred Reporting Items for Systematic Reviews and Meta-Analyses guidelines [41, 42]. The protocol for this systematic review was registered in the International Prospective Register of Systematic Reviews (PROSPERO) [43] under registration number: CRD42022298069.

We used the reference management software Mendeley® and divided the folders according to the databases consulted: CINAHL, IEEE Xplore, LILACS, PubMed/MEDLINE and Web of Science. Full reading of the title and abstract was done in pairs.

Eligibility criteria

Inclusion criteria

Studies were considered that examined the use of digital vaccination books (P) to analyze the impact of a digital vaccination card on disease prophylaxis, conversion of the vaccination card to digital technology as a strategy to prevent disease and improve vaccination coverage (I), comparison of the impact on prophylaxis between vaccination control by a digital vaccination book (C), analysis of the impact on prophylaxis with control by a vaccination card (O). In this systematic review, inclusion criteria were based on the PICO (population, intervention, comparison, outcome) approach [44]. Articles published in the last 10 years (2012–2022), in Portuguese, English or Spanish, dealing with the prophylaxis of diseases susceptible to preventive vaccination were included.

Exclusion criteria

Several studies were excluded for the following reasons: (i) reviews, letters, personal opinions, book chapters and conference abstracts; (ii) in vitro and model animal studies; (iii) studies not fully published; (iv) duplicates; and (v) studies outside the time period (2011–2021).

Information sources and search strategy

Individual search strategies have been developed for each of the following bibliographic databases: CINAHL, IEEE Xplore, LILACS, PubMed/MEDLINE and Web of Science. The strings customized for each database are listed in the Additional file 1. In addition to the 05 databases, we searched for similar studies in PROSPERO and the Cochrane

Library, where we obtained no results. The search was performed between December 15, 2021, and February 11, 2022. Studies from the last 10 years in Portuguese, Spanish, and English were filtered out. Duplicate references were removed using Reference Manager software (Mendeley®).

Study and selection

After performing the bibliographic search, we filtered articles that followed the study proposal and the acronym PICO. Thus, we performed a screening of the retrieved studies in two stages. In the first stage, six reviewers (Fleury Rosa, Silva, Santos, Silva, Perillo, Mendonça) independently evaluated the extracted articles from the databases, taking into account admissibility criteria established in this study (excluding studies that did not meet the inclusion criteria Additional file 3). In the second phase, the full texts of each article were obtained and evaluated by three pairs of authors (Fleury Rosa, Silva, Tatmatsu-Rocha, Carneiro, Oliveira, Rosa), selecting articles related to the predefined topics and/or subtopics. Finally, the data obtained was summarized in a “Results and Discussion” section written by the authors of this study in strict compliance with the PRISMA 2009 review protocol for systematic reviews [42].

Risks of bias and quality in individual studies

We assessed the methodological quality of the 19 studies including analysis for the risk of bias using the Cochrane Collaboration Tool for Bias Risk Assessment. We assessed the quality of the studies by having four independent reviewers (Fleury Rosa, Silva, Santos, Silva) analyze the risk of bias of the included articles, and a fifth reviewer was consulted in case of divergent answers. Randomized clinical trials ($n=07$) were analyzed using the RoB 2.0 platform (Additional file 2). The RoB 2.0 tool has 5 domains: (1) bias due to randomization process; (2) bias due to deviation from planned interventions; (3) bias due to missing outcome data; (4) bias in outcome measurement; and (5) bias in the selection of reported study [45]. Studies were categorized as “low” for low risk of bias, “high” for high risk of bias, “some concern” for uncertain risk, and “no information” for insufficient or missing information.

For the other included studies ($n=12$), which are not considered clinical trials, we used the ROBINS-I (Risk Of Bias In Non-randomized Studies-of Interventions). It includes 07 domains: (1) confounding bias, (2) participant selection bias, (3) intervention classification bias, (4) deviation bias from planned interventions, (5) missing data bias, (6) outcome measurement bias, and (7) reported outcome selection bias. The scoring parameters were “low” for low risk of bias, “moderate” for moderate risk of bias, “high” if the risk of bias is severe, “critical” for critical cases of risk of bias, or “no information” for areas with no information. By rating the reviewers for each domain, it was possible to derive the overall quality of each study, and the respective results of this rating were presented using the Risk-of-bias VISualization (robvis) [46].

Abbreviations

WHO	World Health Organization
ICVP	International Certificate of Vaccination or Prophylaxis
ID	Identity
SUS	Unified Health System
NHDN	National Health Data Network

CIVP	Certificate of International Vaccination or Prophylaxis
ANVISA	National Health Administration
1D	One dimensional
2D	Two dimensional
GI	Intervention group
GC	Control group
G1	Group 1
G2	Group 2
G3	Group 3
[Hib](DaPT-IPV-Hib)	Haemophilus influenzae type b
MMR	Rubella
MCR	Michigan Care Improvement Registry
Tdap	Triple bacterial vaccine used against tetanus, diphtheria, and pertussis
PPSV23	Pneumococcal vaccine
HPV	Human papillomavirus
COM	Monroe Plan Medical Care
CIIS	Colorado System—system of immunization sites in Colorado
NYSIS	The New York State Immunization Information System
C-R/R	Centralized Reminder and Recall
IIS	State Immunization System
R/R	Reminder and Recall
SIR	Simple mathematical model where the population is divided into three groups = susceptible, infected, and recovered
EIRS	Effective electronic immunization registry system
IIS	Immunization Information Systems
IOS	Operational system

Supplementary Information

The online version contains supplementary material available at <https://doi.org/10.1186/s12938-022-01053-z>.

Additional file 1. Database search and results.

Additional file 2. Risk of bias of selected individual studies.

Additional file 3. Excluded articles and reasons for exclusion.

Additional file 4. Characteristics of included studies.

Additional file 5. Glossary.

Acknowledgements

The authors would like to acknowledge the support from University of Brasília (UnB), Decanato de Pesquisa e Inovação and National Council for Scientific and Technological Development (CNPq).

Author contributions

The authors developed the idea and prepared, edited, and finalized the manuscript. The selection of articles was done in two phases: Review of titles and abstracts (Phase 1) and reading of the full text (Phase 2). In phase 1, the authors (SSRFR, AKADS, CRDS, ALPP, AFM and MDSS) reviewed the titles and abstracts of all references found in the electronic databases and selected the articles that appeared to meet the inclusion criteria. In phase 2, three pairs of authors (SSRFR, AKADS, CRDS, ALPP, AFM, MDSS and JTRC) were formed and independently analyzed the full text of the articles selected in phase 1 and excluded studies that did not meet the inclusion criteria. MLBC, MFFR, SSRFR, TLS, APF and ALDO, and revised the manuscript and prepared the graphical abstract. All authors contributed to the article and approved the submitted version. All authors read and approved the final manuscript.

Funding

This study was supported by the University of Brasília (UnB) under the Biomedical Engineering and Electrical Engineering Graduate Programmes, and in part by the Coordination for the Improvement of Higher Education Personnel in Brazil (CAPES), the National Council for Scientific and Technological Development (CNPq) The funders did not influence the study design, data collection and analysis, decision to publish, or manuscript preparation.

Availability of data and materials

The data sets used and/or analysed in the current study are available upon request from the corresponding author. The original papers presented in the study are included in the Article/Additional files. Further inquiries can be directed to the corresponding author.

Declarations

Ethics approval and consent to participate

Not applicable.

Consent for publication

Not applicable.

Competing interests

The authors declare that the research was conducted in the absence of any commercial or financial relationships that could be construed as a potential conflict of interest.

Received: 26 April 2022 Accepted: 27 September 2022

Published online: 03 December 2022

References

- Yang W, Cao Q, Qin L, Wang X, Cheng Z, Pan A, Dai J, Sun Q, Zhao F, Qu J, Yan F. Clinical characteristics and imaging manifestations of the 2019 novel coronavirus disease (COVID-19): a multi-center study in Wenzhou city, Zhejiang, China. *J Infect.* 2020;80(4):388–93. <https://doi.org/10.1016/j.jinf.2020.02.016> (Epub 2020 Feb 26).
- Jiang F, Deng L, Zhang L, Cai Y, Cheung CW, Xia Z. Review of the clinical characteristics of coronavirus disease 2019 (COVID-19). *J Gen Intern Med.* 2020. <https://doi.org/10.1007/s11606-020-05762-w>.
- Organização Pan-Americana da Saúde. OPAS. OMS BRASIL. 2020. <https://www.paho.org/bra>. Accessed 22 Mar 2020.
- Li LQ, Huang T, Wang YQ, Wang ZP, Liang Y, Huang TB, Zhang HY, Sun W, Wang Y. COVID-19 patients' clinical characteristics, discharge rate, and fatality rate of meta-analysis. *J Med Virol.* 2020;92(6):577–83. <https://doi.org/10.1002/JMV.25757>.
- Monitoring progress on universal health coverage and the health-related Sustainable Development Goals in the WHO South-East Asia Region; 2021. ISBN: 978-92-9022-893-6; CC BY-NC-SA 3.0 IGO.
- ANVISA. Certificado Internacional de Vacinação ou Profilaxia (CIVP). Brasil: ANVISA; 2021. http://antigo.anvisa.gov.br/en_US/certificado-internacional-de-vacinacao-ou-profilaxia. Accessed 24 Sept 2021.
- Organization WH. Digital documentation of COVID-19 certificates: vaccination status: technical specifications and implementation guidance, 27 August 2021. World Health Organization; 2021. https://www.who.int/publications/i/item/WHO-2019-nCoV-Digital_certificates-vaccination-2021.1.
- Machado R, et al. Proficiency testing for software analysis and cybersecurity laboratories. In: 2020 IEEE international workshop on metrology for industry 4.0 & IoT; 2020. p. 441–6. <https://doi.org/10.1109/MetroInd4.0IoT48571.2020.9138225>.
- Brown RCH, Kelly D, Wilkinson D, Savulescu J. The scientific and ethical feasibility of immunity passports. *Lancet Infect Dis.* 2021;21(3):58–63. [https://doi.org/10.1016/S1473-3099\(20\)30766-0](https://doi.org/10.1016/S1473-3099(20)30766-0).
- Petersen E, Lucey D, Blumberg L, Kramer LD, Al-Abri S, Lee SS, Pinto TDC, Obiero CW, Rodriguez-Morales AJ, Yapi R, Abubakar A, Tambyah PA, Holmes A, Chen LH. COVID-19 vaccines under the international health regulations—we must use the WHO international certificate of vaccination or prophylaxis. *Int J Infect Dis.* 2021;104:175. <https://doi.org/10.1016/j.ijid.2021.01.039>.
- Organization WH. Countries with risk of yellow fever transmission and countries requiring yellow fever vaccination (May 2021). In: ADGO EP, editor. World Health Organization 2021. Some rights reserved. This work is available under the CC BY-NC-SA 3.0 IGO licence; 2021.
- Hasan S, Yousuf MM, Farooq M, Marwah N, Ashraf Andrabi SA, Kumar H. E-Vaccine: an immunization app. In: Proceedings of 2021 2nd international conference on intelligent engineering and management, ICIEM 2021; 2021. p. 605–10. <https://doi.org/10.1109/ICIEM51511.2021.9445386>.
- Ajakwe SO, Arker R, Ahakonye LAC, Kim DS, Lee JM. Real-time monitoring of COVID-19 vaccination compliance: a ubiquitous IT convergence approach. In: International conference on ICT convergence 2021–October; 2021. p. 440–5. <https://doi.org/10.1109/ICTC52510.2021.9620806>.
- Aria M, Cuccurullo C. Bibliometrix: an r-tool for comprehensive science mapping analysis. *J Informetr.* 2017;11(4):959–75. <https://doi.org/10.1016/j.joi.2017.08.007>.
- Page MJ, McKenzie JE, Bossuyt PM, Boutron I, Hoffmann TC, Mulrow CD, et al. The PRISMA 2020 statement: an updated guideline for reporting systematic reviews. *BMJ.* 2021. <https://doi.org/10.1136/bmj.n71>.
- Biorender. <https://biorender.com/>. Accessed 20 Jan 2022.
- Sun X, Lu Z, Zhang X, Salathé M, Cao G. Targeted vaccination based on a wireless sensor system. In: 2015 IEEE international conference on pervasive computing and communications (PerCom) 2015. IEEE; 2015. p. 215–20.
- Katib A, Rao D, Rao P, Williams K. Jeev: a low-cost cell phone application for tracking the vaccination coverage of children in rural communities. In: Proceedings of the 2013 IEEE international conference on healthcare informatics, ICHI, 2013; 2013. p. 115–20.
- Dombkowski KJ, Cowan AE, Reeves SL, Foley MR, Dempsey AF. The impacts of email reminder/recall on adolescent influenza vaccination. *Vaccine.* 2017;35(23):3089–95. <https://doi.org/10.1016/j.vaccine.2017.04.033>.
- Hurley LP, Beaty B, Lockhart S, Gurfinkel D, Breslin K, Dickinson M, Whittington MD, Roth H, Kempe A. RCT of centralized vaccine reminder/recall for adults. *Am J Prev Med.* 2018;55(2):231–9. <https://doi.org/10.1016/j.amepre.2018.04.022>.
- Lee WN, Stück D, Konty K, Rivers C, Brown CR, Zbikowski SM, Foschini L. Large-scale influenza vaccination promotion on a mobile app platform: a randomized controlled trial. *Vaccine.* 2020;38(18):3508–14. <https://doi.org/10.1016/j.vaccine.2019.11.053>.
- Rand CM, Brill H, Albertin C, Humiston SG, Schaffer S, Shone LP, Blumkin AK, Szilagyi PG. Effectiveness of centralized text message reminders on human papillomavirus immunization coverage for publicly insured adolescents. *J Adolesc Health.* 2015;56(5 Suppl):17–20. <https://doi.org/10.1016/j.jadohealth.2014.10.273>.
- Szilagyi P, Albertin C, Gurfinkel D, Beaty B, Zhou X, Vangala S, Rice J, Campbell JD, Whittington MD, Valderrama R, Breck A, Roth H, Meldrum M, Tseng CH, Rand C, Humiston SG, Schaffer S, Kempe A. Effect of state immunization

- information system centralized reminder and recall on HPV vaccination rates. *Pediatrics*. 2020. <https://doi.org/10.1542/PEDS.2019-2689>.
24. Gianfredi V, Moretti M, Lopalco PL. Countering vaccine hesitancy through immunization information systems, a narrative review. *Hum Vaccines Immunother*. 2019;15(11):2508–26. <https://doi.org/10.1080/21645515.2019.1599675>.
 25. Jadidi MM, Moslemi P, Jamshidiha S, Masroori I, Mohammadi A, Pourahmadi V. Targeted vaccination for COVID-19 using mobile communication networks. In: 2020 11th international conference on information and knowledge technology, IKT 2020; 2020. p. 93–7. <https://doi.org/10.1109/IKT51791.2020.9345633>.
 26. Ershadi F, Hatam N, Askarian M, John Palenik C. The first digital immunization registry for healthcare workers in Iran. *Middle East J Fam Med*. 2017. <https://doi.org/10.5742/MEWFM.2018.93248>.
 27. Paula TR. Desenvolvimento de Aplicativo Móvel Sobre Vacinação Infantil Para Pais. Programa de pós graduação em Enfermagem. Universidade Federal do Ceará; 2019.
 28. Wilson K, Hawken S, Kwong JC, Deeks SL, Crowcroft NS, Manuel D. Vaccine and immunization surveillance in Ontario (VISION)—using linked health administrative databases to monitor vaccine safety. *Vaccine*. 2012;30(43):6115–20. <https://doi.org/10.1016/J.VACCINE.2012.06.004>.
 29. Tull F, Borg K, Knott C, Beasley M, Halliday J, Faulkner N, Sutton K, Bragge P. Short message service reminders to parents for increasing adolescent human papillomavirus vaccination rates in a secondary school vaccine program: a randomized control trial. *J Adolesc Health*. 2019;65(1):116–23. <https://doi.org/10.1016/J.JADOHEALTH.2018.12.026>.
 30. Moonsamy W, Singh S. An investigation into electronic vaccination cards for minors in Gauteng, South Africa. In: Proceedings—2019 international multidisciplinary information technology and engineering conference, IMITEC 2019; 2019. <https://doi.org/10.1109/IMITEC45504.2019.9015866>.
 31. Fiquaro MA, Zahilah R, Othman SH, Arshad MM, Sheikh Saad SM. Vaccination system using blockchain technology: a prototype development. In: 2021 3rd international cyber resilience conference, CRC 2021; 2021. <https://doi.org/10.1109/CRC50527.2021.9392416>.
 32. Brown VB, Oluwatosin OA. Feasibility of implementing a cellphone-based reminder/recall strategy to improve childhood routine immunization in a low-resource setting: a descriptive report. *BMC Health Serv Res*. 2017;17(Suppl 2):7–14. <https://doi.org/10.1186/S12913-017-2639-8>.
 33. Saha A, Hayen A, Ali M, Rosewell A, MacIntyre CR, Clemens JD, Qadri F. Socioeconomic drivers of vaccine uptake: an analysis of the data of a geographically defined cluster randomized cholera vaccine trial in Bangladesh. *Vaccine*. 2018;36(31):4742–9. <https://doi.org/10.1016/J.VACCINE.2018.04.084>.
 34. Tozzi AE, Gesualdo F, D'Ambrosio A, Pandolfi E, Agricola E, Lopalco P. Can digital tools be used for improving immunization programs? *Front Public Health*. 2016;4:36. <https://doi.org/10.3389/fpubh.2016.00036>.
 35. Okereke M, Babatunde AO, Samuel ST, Ogunkola IO, Mogessie YG, Lucero-Priso DE. Applications of telemedicine in the supply and distribution of COVID-19 vaccines in Africa. *J Glob Health*. 2021;11:1–4. <https://doi.org/10.7189/JOGH.11.03039>.
 36. Kamadjeu R. Tracking the polio virus down the Congo River: a case study on the use of Google Earth™ in public health planning and mapping. *Int J Health Geogr*. 2009;8(1):1–12. <https://doi.org/10.1186/1476-072X-8-4/FIGURES/8>.
 37. Ministério da Saúde: Conecte SUS—Cidadão. <https://www.gov.br/saude/pt-br/assuntos/conecte-sus>. Accessed 23 Apr 2022.
 38. Postal L, Celuppi IC, Lima GDS, Felisberto M, Lacerda TC, Wazlawick RS, Dalmarco EM. Sistema de agendamento online: uma ferramenta do PEC e-SUS APS para facilitar o acesso à Atenção Primária no Brasil. *Ciência & Saúde Coletiva*. 2021;26(6):2023–34. <https://doi.org/10.1590/1413-81232021266.38072020>.
 39. Rocha TAH, Boitrago GM, Mônica RB, de Almeida DG, da Silva NC, Silva DM, Terabe SH, Staton C, Facchini LA, Vissoci JRN. Plano nacional de vacinação contra a COVID-19: uso de inteligência artificial espacial para superação de desafios. *Ciência & Saúde Coletiva*. 2021;26(5):1885–98. <https://doi.org/10.1590/1413-81232021265.02312021>.
 40. Rosa, M.F.F. PhD thesis. Pesquisa, Desenvolvimento E Inovação (PD &I) Do Respirador Vesta: Universidade De Brasília (UnB) Como Vetor Da Pesquisa Translacional Em Saúde. Dissertação de Mestrado em Saúde Coletiva, Faculdade de Ciências da Saúde, Programa de Pós-Graduação em Saúde Coletiva. 2021.
 41. Moher D, Liberati A, Tetzlaff J, Altman DG, Altman D, et al. Preferred reporting items for systematic reviews and meta-analyses: the PRISMA statement. *PLOS Med*. 2009;6(7):1000097. <https://doi.org/10.1371/JOURNAL.PMED.1000097>.
 42. Hutton B, Salanti G, Caldwell DM, Chaimani A, Schmid CH, Cameron C, et al. The PRISMA extension statement for reporting of systematic reviews incorporating network meta-analyses of health care interventions: checklist and explanations. *Ann Internal Med*. 2015;162(11):777–84. <https://doi.org/10.7326/M14-2385>.
 43. PROSPERO. 2020. <https://www.crd.york.ac.uk/prospero/>. Accessed 07 Oct 2021.
 44. Methley AM, Campbell S, Chew-Graham C, McNally R, Cheraghi-Sohi S. PICO, PICOS and SPIDER: a comparison study of specificity and sensitivity in three search tools for qualitative systematic reviews. *BMC Health Serv Res*. 2014;14(1):1–10. <https://doi.org/10.1186/S12913-014-0579-0/TABLES/7>.
 45. Sterne JAC, Savović J, Page MJ, Elbers RG, Blencowe NS, et al. RoB 2: a revised tool for assessing risk of bias in randomised trials. *BMJ*. 2019. <https://doi.org/10.1136/BMJ.L4898>.
 46. McGuinness A, Higgins J. Risk-of-bias visualization (robvis): an R package and shiny web app for visualizing risk-of-bias assessments. *Res Synth Methods*. 2021. <https://doi.org/10.1002/jrsm.1411>.

Publisher's Note

Springer Nature remains neutral with regard to jurisdictional claims in published maps and institutional affiliations.